



# Victoria Government Gazette

No. S 328 Monday 1 December 2008  
By Authority, Victorian Government Printer

## Electricity Industry Act 2000

AGL SALES PTY LIMITED 88 090 538 337  
POWERDIRECT PTY LIMITED 28 067 609 803

Tariffs applicable from 1 January 2009 under sections 35, 37 and 39 of the **Electricity Industry Act 2000** to residential and small business customers in the Jemena distribution region. Please note that electricity tariffs not set out below have not been varied. Customers can obtain a full list of tariffs and fees and charges at [www.agl.com.au](http://www.agl.com.au)

### AGL NORTH<sup>1</sup>

		<b>GST Exclusive</b>	<b>GST Inclusive</b>	<b>Units</b>
<b>1</b>	<b>RESIDENTIAL</b>			
1.1	<b>AGL Home (GD/GR)</b>			
	Supply charge	52.83	58.113	c/day
	All consumption	16.27	17.897	c/kWh
1.2	<b>Off-Peak Load Managed Storage Water Heating Tariff Y6/YT</b>			
	All consumption	9.85	10.835	c/kWh
	Supply under Tariff Y6 is available for 6 hours nightly for permanently wired water storage heaters of approved types meeting load management requirements. *This tariff is not available to new or existing customers that install embedded generation.			
1.3	<b>Off-Peak Storage Water Heating Tariff Y8</b>			
	All consumption	9.85	10.835	c/kWh
	Supply under Tariff Y8 is available for 8 hours nightly for permanently wired storage water heaters of approved types. *This tariff is not available to new or existing customers that install embedded generation.			
1.4	<b>Off-Peak Storage Space Heating Tariff J6/JT</b>			
	All consumption	8.28	9.108	c/kWh
	Supply under Tariff J6/JT is available for 7 hours nightly plus 3 hours each afternoon for permanently wired storage space heaters of approved types where supply is taken in conjunction with Tariff Y6/YT. *This tariff is not available to new or existing customers that install embedded generation.			

**SPECIAL**

	<b>GST Exclusive</b>	<b>GST Inclusive</b>	<b>Units</b>
<b>1.5 Off-Peak Storage Space Heating Tariff J8</b>			
All consumption	9.85	10.835	c/kWh
Supply under Tariff J8 is available for 7 hours nightly plus 3 hours each afternoon for permanently wired storage space heaters of approved types, where supply is taken in conjunction with Tariff Y8.			
*This tariff is not available to new or existing customers that install embedded generation.			
<b>1.6 Off-Peak Storage Space Heating Tariff J</b>			
All consumption	9.85	10.835	c/kWh
Supply under Tariff J is available for 7 hours nightly plus 3 hours each afternoon for permanently wired storage space heaters of approved types, where supply is not taken in conjunction with a storage water heating tariff.			
*This tariff is not available to new or existing customers that install embedded generation.			
<b>1.7 AGL Home Weekend Saver (GH/GL)</b> (formerly 'Winner')			
Supply charge	52.83	58.113	c/day
Peak (7 am to 11 pm Monday to Friday)			
All consumption	22.40	24.640	c/kWh
Off-Peak (All other times)			
All consumption	9.85	10.835	c/kWh
Obsolete, available only to installations currently taking supply under this tariff.			
<b>2 GENERAL PURPOSE LOW VOLTAGE</b>			
<b>2.1 (a) AGL Business Trader (E)</b>			
Supply charge	64.01	70.411	c/day
First 7,000 kWh / 30 days	17.27	18.997	c/kWh
Balance	15.25	16.775	c/kWh
<b>(b) AGL Business 24/7 (E1)</b>			
Supply charge	68.58	75.438	c/day
Peak (7 am to 11 pm)			
First 5,500 kWh / 30 days	19.98	21.978	c/kWh
Balance	15.83	17.413	c/kWh
Off-Peak (11 pm to 7 am)			
All consumption	8.15	8.965	c/kWh

	<b>GST Exclusive</b>	<b>GST Inclusive</b>	<b>Units</b>
<b>2.2 AGL Business Extended Trader (D)</b>			
Supply charge	68.58	75.438	c/day
Peak (7 am to 11 pm Monday to Friday)			
All consumption	20.48	22.528	c/kWh
Off-Peak (All other times)			
All consumption	8.19	9.009	c/kWh
<b>2.3 Contract Demand Time-of-use (L)</b>			
Supply charge	1275.64	1403.204	c/day
Peak (7 am to 11 pm Monday to Friday)			
All consumption	13.05	14.355	c/kWh
Off-Peak (All other times)			
All consumption	4.81	5.291	c/kWh
Demand Price	13.44	14.784	c/kWh/day
Minimum chargeable demand			250 kW
<b>2.4 Commercial Residential Tariff G</b>			
Supply charge	64.01	70.411	c/day
First 5,000 kWh / 30 days	17.48	19.228	c/kWh
Balance	16.09	17.699	c/kWh
<b>3 COMMUNITY SERVICE</b>			
<b>3.1 AGL Community (N)</b>			
Supply charge	73.15	80.465	c/day
All consumption	17.13	18.843	c/kWh
<b>3.2 Tariff N1</b>			
Supply charge	73.15	80.465	c/day
Peak (7 am to 11 pm)			
All consumption	17.13	18.843	c/kWh
Off-Peak (11 pm to 7 am)			
All consumption	9.88	10.868	c/kWh
<b>4 FARM</b>			
<b>4.1 Tariff B</b>			
Supply charge	73.16	80.476	c/day
First 690 kWh / 91 days	20.81	22.891	c/kWh
Next 14,310 kWh / 91 days	19.21	21.131	c/kWh
Next 72,000 kWh / 91 days	16.08	17.688	c/kWh
Balance	15.76	17.336	c/kWh

	GST Exclusive	GST Inclusive	Units
<b>4.2 Tariff B1</b>			
Supply charge	73.16	80.476	c/day
Peak (7 am to 11 pm)			
First 690 kWh / 91 days	20.81	22.891	c/kWh
Next 14,310 kWh / 91 days	19.21	21.131	c/kWh
Next 72,000 kWh / 91 days	16.08	17.688	c/kWh
Balance	15.76	17.336	c/kWh
Off-Peak (11 pm to 7 am)			
All consumption	9.88	10.868	c/kWh
<b>5 GENERAL PURPOSE HIGH VOLTAGE</b>			
<b>5.1 Contract Demand Time-of-Use Tariff H</b>			
<b>Option 1 – Voltage Level 6.6/11/22 kV</b>			
Peak (7 am to 11 pm Monday to Friday)			
All consumption	10.62	11.682	c/kWh
Off-Peak (All other times)			
All consumption	2.23	2.453	c/kWh
Demand price	14.40	15.840	c/kW/day
Minimum chargeable demand			1,000 kW
Available only to installations currently taking supply under this tariff.			
<b>6 MISCELLANEOUS CHARGES</b>			
<b>6.1 Traffic Control Signals</b>			
Supply charge for each metered installation	64.83	71.313	c/day
Supply charge for each unmetered installation	45.33	49.863	c/day
plus energy charge of	10.97	12.067	c/kWh
<b>6.2 Security Lighting</b>			
Domestic and Commercial Residential ‘Light Sentry’	50.48	55.528	c/day
2 x 20W fluorescent or 50W mercury lamp.			
Available only to installations currently taking supply under this tariff.			
<b>6.3 Commercial, Industrial and Farm ‘Watchman Light’</b>			
Initial charge per lamp	243.51	267.861	\$/lamp
plus the following monthly charges per lamp			
Mercury 125W	46.09	50.699	c/day
Mercury 250W	79.62	87.582	c/day
Mercury 400W	112.04	123.244	c/day
Sodium 50W	51.35	56.485	c/day

	<b>GST Exclusive</b>	<b>GST Inclusive</b>	<b>Units</b>
Sodium 150W	79.00	86.900	c/day
Sodium 250W	95.07	104.577	c/day
Sodium 400W	116.94	128.634	c/day
<b>6.4 Telstra Telephone Cabinets</b>			
1 x 20W fluorescent, plus energy used by STD telephone (24 hour operation). Provision of unmetered energy only per cabinet per year.	13.19	14.509	c/day
<b>6.5 Unmetered Supplies</b>			
Identilite/sign	88.47	97.317	c/day
Telstra remote customer multiplexer	151.62	166.782	c/day
<b>Metrolite Bus Shelters</b>			
S1 Full advertising	118.71	130.581	c/day
S2 Limited advertising	86.23	94.853	c/day
S3 Vandal proof no-advertising	74.26	81.686	c/day
<b>6.6 Other Unmetered Supplies</b>			
Cathodic Protection charge	75.74	83.314	c/day
Flow Monitor charge	75.74	83.314	c/day
Noise Monitoring Station charge	75.74	83.314	c/day
Sprinkler System charge	75.74	83.314	c/day
Traffic Counting Station charge	75.74	83.314	c/day
Telemetry Station charge	75.74	83.314	c/day
Ticket Dispensing Station charge	75.74	83.314	c/day
Cable TV	39.38	43.318	c/day
plus energy charge of	12.99	14.289	c/kWh
<b>6.7 Other Public Lights</b>			
F2 Fluorescent 40W	33.30	36.630	c/day
F8 Fluorescent 1x18W	32.65	35.915	c/day
IA Incandescent 100W	89.11	98.021	c/day
IC Incandescent 150W	108.84	119.724	c/day
I7 Incandescent 750W	199.86	219.846	c/day
I1 Incandescent 1500W	399.70	439.670	c/day
IS Illuminated 34W	44.36	48.796	c/day
M5 Mercury 50W	31.84	35.024	c/day
M8 Mercury 80W	29.43	32.373	c/day
M1 Mercury 125W	38.64	42.504	c/day
M2 Mercury 250W	95.24	104.764	c/day
M4 Mercury 400W	113.91	125.301	c/day
MG Mercury 250W – one third share	31.71	34.881	c/day
MJ Mercury 400W – one third share	37.96	41.756	c/day
MT Mercury 250W – two thirds share	63.45	69.795	c/day

	<b>GST Exclusive</b>	<b>GST Inclusive</b>	<b>Units</b>
NW Mercury 700W including pole one third share	68.80	75.680	c/day
R1 Microcell Station (2301)	85.96	94.556	c/day
R2 Microcell Station (2101)	357.44	393.184	c/day
R3 Microcell Station (2302)	1354.89	1490.379	c/day
SU Sodium 150W – two thirds share	36.81	40.491	c/day
S9 Sodium low pressure 90W	77.07	84.777	c/day
SB Sodium low pressure 180W	100.29	110.319	c/day
PP Sodium high pressure 70W	61.62	67.782	c/day
S3 Sodium high pressure 100W	36.00	39.600	c/day
S6 Sodium high pressure 150W	55.20	60.720	c/day
S5 Sodium high pressure 250W	66.13	72.743	c/day
S4 Sodium high pressure 400W	102.29	112.519	c/day
SX Sodium high pressure 150W – one third share	18.36	20.196	c/day
SJ Sodium high pressure 250W – one third share	22.02	24.222	c/day
SL Sodium high pressure 400W – one third share	34.06	37.466	c/day
SK Sodium high pressure 250W ‘Watchman light’ – one third share	31.69	34.859	c/day
VH Sodium high pressure 250W – two thirds share	40.41	44.451	c/day
VJ Sodium high pressure 400W – two thirds share	68.18	74.998	c/day
AN Sodium all night 100W	32.12	35.332	c/day
TA Telephone cabinet advertising	78.27	86.097	c/day
VA Mercury 400W – two thirds share	75.92	83.512	c/day

<sup>1</sup> **AGL North electricity zone.** Postcodes include: 3011, 3012, 3013, 3015, 3016, 3019, 3031, 3032, 3033, 3034, 3037, 3038, 3039, 3040, 3041, 3042, 3043, 3044, 3045, 3046, 3047, 3048, 3049, 3050, 3058, 3059, 3060, 3061, 3062, 3063, 3064, 3072, 3073, 3078, 3079, 3081, 3083, 3084, 3085, 3086, 3335, 3427, 3428, 3429, 3430.

**NOTE:** Some postcodes may contain shared boundaries with other retailers.

**Electricity Industry Act 2000**

AGL SALES PTY LIMITED 88 090 538 337  
 POWERDIRECT PTY LIMITED 28 067 609 803

Tariffs applicable from 1 January 2009 under sections 35, 37 and 39 of the **Electricity Industry Act 2000** to residential and small customers in the United Energy distribution region. Please note that electricity tariffs not set out below have not been varied. Customers can obtain a full list of tariffs and fees and charges at [www.agl.com.au](http://www.agl.com.au)

**AGL SOUTH<sup>2</sup>**

		<b>GST Exclusive</b>	<b>GST Inclusive</b>	<b>Units</b>
<b>1</b>	<b>RESIDENTIAL</b>			
1.1	<b>AGL Home (GD/GR)</b>			
	Supply charge	51.05	56.155	c/day
	All consumption	16.04	17.644	c/kWh
1.2	<b>Off-Peak Load Managed Storage Water Heating Tariff Y6/YT</b>			
	All consumption	9.18	10.098	c/kWh
	Supply under Tariff Y6 is available for 6 hours nightly for permanently wired water storage heaters of approved types meeting load management requirements. Obsolete, available only to installations currently taking supply under this tariff.			
1.3	<b>Off-Peak Storage Water Heating Tariff Y8</b>			
	All consumption	9.18	10.098	c/kWh
	Supply under Tariff Y8 is available for 8 hours nightly for permanently wired storage water heaters of approved types. Obsolete, available only to installations currently taking supply under this tariff.			
1.4	<b>Off-Peak Load Managed Storage Space Heating Tariff J6/JT</b>			
	All consumption	8.52	9.372	c/kWh
	Supply under Tariff J6/JT is available for 7 hours nightly plus 3 hours each afternoon boost only. This boost does not apply to the water storage heater. Obsolete, available only to installations currently taking supply under this tariff.			
1.5	<b>Off-Peak Storage Space Heating Tariff J/J8</b>			
	All consumption	9.18	10.098	c/kWh
	Supply under Tariff J/J8 is available for 7 hours nightly plus 3 hours each afternoon for permanently wired storage space heaters of approved types.			

	<b>GST Exclusive</b>	<b>GST Inclusive</b>	<b>Units</b>
Obsolete, available only to installations currently taking supply under this tariff.			
<b>1.6 AGL Home Weekend Saver (GH/GL)</b> (formerly 'Winner')			
Supply charge	51.05	56.155	c/day
Peak (7 am to 11 pm Monday to Friday)			
All consumption	21.96	24.156	c/kWh
Off-Peak (All other times)			
All consumption	8.68	9.548	c/kWh
Obsolete, available only to installations currently taking supply under this tariff.			
<b>2 GENERAL PURPOSE LOW VOLTAGE</b>			
<b>2.1 AGL Business Trader (E)</b>			
Supply charge	66.77	73.447	c/day
First 7,000 kWh / 30 days	17.95	19.745	c/kWh
Balance	13.64	15.004	c/kWh
<b>2.2 AGL Business 24/7 (E1)</b>			
Supply charge	66.77	73.447	c/day
Peak (7 am to 11 pm)			
First 5,500 kWh / 30 days	21.21	23.331	c/kWh
Balance	15.33	16.863	c/kWh
Off-Peak (11 pm to 7 am)			
All consumption	9.00	9.900	c/kWh
Obsolete, available only to installations currently taking supply under this tariff.			
<b>2.3 AGL Business Extended Trader (D)</b>			
Supply charge	66.77	73.447	c/day
Peak (7 am to 11 pm Monday to Friday)			
All consumption	20.00	22.000	c/kWh
Off-Peak (All other times)			
All consumption	9.00	9.900	c/kWh
<b>2.4 Contract Demand Time-of-Use L</b>			
Supply charge	1277.75	1405.525	c/day
Demand price	4.30	4.730	\$/kW
Peak (7 am to 11 pm Monday to Friday)	12.97	14.267	c/kWh
Off-Peak (All other times)	2.69	2.959	c/kWh
Minimum chargeable demand			250 kW
Obsolete, available only to installations currently taking supply under this tariff.			



	<b>GST Exclusive</b>	<b>GST Inclusive</b>	<b>Units</b>
<b>2.5 Commercial Residential G</b>			
Supply charge	66.77	73.447	c/day
First 5,000 kWh / 30 days	19.04	20.944	c/kWh
Balance	15.20	16.720	c/kWh
<b>3 COMMUNITY SERVICE</b>			
<b>3.1 AGL Community (N)</b>			
Supply charge	66.77	73.447	c/day
All consumption	18.72	20.592	c/kWh
<b>3.2 Tariff N1</b>			
Supply charge	66.77	73.447	c/day
Peak (7 am to 11 pm)			
All consumption	18.48	20.328	c/kWh
Off-Peak (11 pm to 7 am)			
All consumption	9.00	9.900	c/kWh
Obsolete, available only to installations currently taking supply under this tariff.			
<b>4 FARM</b>			
<b>4.1 Tariff B</b>			
Supply charge	66.78	73.458	c/day
First 690 kWh / 91 days	22.80	25.080	c/kWh
Next 14,310 kWh / 91 days	20.79	22.869	c/kWh
Next 72,000 kWh / 91 days	17.51	19.261	c/kWh
Balance	16.22	17.842	c/kWh
Obsolete, available only to installations currently taking supply under this tariff.			
<b>4.2 Tariff B1</b>			
Supply charge	66.78	73.458	c/day
Peak (7 am to 11 pm)			
First 690 kWh / 91 days	22.80	25.080	c/kWh
Next 14,310 kWh / 91 days	20.79	22.869	c/kWh
Next 72,000 kWh / 91 days	17.51	19.261	c/kWh
Balance	16.22	17.842	c/kWh
Off-Peak (11 pm to 7 am)			
All consumption	9.00	9.900	c/kWh
Obsolete, available only to installations currently taking supply under this tariff.			

	<b>GST Exclusive</b>	<b>GST Inclusive</b>	<b>Units</b>
<b>5 MISCELLANEOUS CHARGES</b>			
<b>5.1 Traffic Control Signals</b>			
Supply charge for each metered installation	68.35	75.185	c/day
Supply charge for each unmetered installation	43.59	47.949	c/day
plus energy charge of	10.55	11.605	c/kWh
<b>Bus Stop Electronic Display</b>			
Smart Bus TD	29.54	32.494	c/day
Smart Bus PD	33.92	37.312	c/day
<b>5.2 Security Lighting</b>			
Domestic & Commercial Residential 'Light Sentry' 2 x 20W fluorescent or 50 mercury lamp Available only to installations currently taking supply under this tariff.	48.52	53.372	c/day
<b>5.3 Commercial, Industrial and Farm 'Watchman Light'</b>			
Initial charge per lamp	234.04	257.444	\$/lamp
Monthly charges per lamp			
Mercury 125W	44.31	48.741	c/day
Mercury 250W	83.90	92.290	c/day
Mercury 400W	107.73	118.503	c/day
Sodium 150W	75.94	83.534	c/day
Sodium 250W	91.39	100.529	c/day
Sodium 400W	112.33	123.563	c/day
<b>5.4 Telstra Telephone Cabinets</b>			
1x20W fluorescent, plus energy used by STD telephone (24 hour operation). Provision of unmetered energy only per cabinet per year.	12.68	13.948	c/day
<b>5.5 Unmetered Supplies</b>			
Less than 50 Watts	72.72	79.992	c/day
Mobile X-ray or equivalent	1308.57	1439.427	c/day
Identilite/sign	85.03	93.533	c/day
Telstra remote customer multiplexer	145.70	160.270	c/day
Mobile radio network	179.83	197.813	c/day
Remote weather stations	68.41	75.251	c/day
<b>Metrolite Bus Shelters</b>			
S1 Full advertising	114.08	125.488	c/day
S2 Limited advertising	82.84	91.124	c/day
S3 Vandal proof no-advertising	71.34	78.474	c/day
Ice Warning Lamps	68.02	74.822	c/day

	<b>GST Exclusive</b>	<b>GST Inclusive</b>	<b>Units</b>
<b>5.6 Other Unmetered Supplies</b>			
Annual supply charge	34.58	38.038	c/day
Peak (7 am to 11 pm Monday to Friday)	19.47	21.417	c/kWh
Off-Peak (All other times)	3.83	4.213	c/kWh
This tariff is available for all unmetered supplies where there is no other suitable published tariff. Operating and Maintenance Costs are passed through with other excluded service charges as applicable.			
<b>5.7 Other Public Lights</b>			
FA Fluorescent 2x20W	22.59	24.849	c/day
FB Fluorescent 3x20W	28.37	31.207	c/day
FC Fluorescent 4x40W	77.60	85.360	c/day
IA Incandescent 100W	83.09	91.399	c/day
IB Incandescent 150W	101.53	111.683	c/day
IC Incandescent 200W	107.68	118.448	c/day
ID Incandescent 300W	126.77	139.447	c/day
IE Incandescent 500W	152.33	167.563	c/day
IF Incandescent 750W	186.38	205.018	c/day
MB Mercury 50W	19.79	21.769	c/day
MH Mercury 70W	24.29	26.719	c/day
MA Mercury 80W	17.58	19.338	c/day
MC Mercury 125W	25.81	28.391	c/day
MD Mercury 250W	78.23	86.053	c/day
ME Mercury 400W	95.36	104.896	c/day
MF Mercury 700W – Pole excluded	142.48	156.728	c/day
MG Mercury 700W – Pole included	175.92	193.512	c/day
SA Sodium 70W	18.58	20.438	c/day
SD Sodium 90W	71.89	79.079	c/day
SE Sodium 180W	93.53	102.883	c/day
SF Sodium 150W	39.90	43.890	c/day
SG Sodium 250W	50.08	55.088	c/day
SH Sodium 400W	83.23	91.553	c/day
SA Sodium 150W 24 hrs	102.04	112.244	c/day
SG Sodium 250W 24 hrs	132.54	145.794	c/day
SI Sodium 2x400W	135.56	149.116	c/day
SJ Sodium 2x400W	188.24	207.064	c/day

<sup>2</sup> **AGL South electricity zone.** Postcodes include: 3105, 3106, 3107, 3108, 3109, 3110, 3111, 3125, 3127, 3128, 3129, 3130, 3131, 3132, 3133, 3144, 3145, 3146, 3147, 3148, 3149, 3150, 3151, 3152, 3161, 3162, 3163, 3164, 3165, 3166, 3167, 3168, 3169, 3170, 3171, 3172, 3173, 3174, 3175, 3177, 3178, 3179, 3182, 3183, 3184, 3185, 3186, 3187, 3188, 3189, 3190, 3191, 3192, 3193, 3194, 3195, 3196, 3197, 3198, 3199, 3200, 3201, 3202, 3204, 3502, 3800, 3802, 3803, 3910, 3911, 3912, 3913, 3915, 3916, 3918, 3919, 3920, 3921, 3926, 3927, 3928, 3929, 3930, 3931, 3933, 3934, 3936, 3937, 3938, 3939, 3940, 3941, 3942, 3943, 3944, 3977.

**NOTE:** Some postcodes may contain shared boundaries with other retailers.

**Electricity Industry Act 2000**

AGL SALES PTY LIMITED 88 090 538 337  
 POWERDIRECT PTY LIMITED 28 067 609 803

Tariffs applicable from 1 January 2009 under sections 35, 37 and 39 of the **Electricity Industry Act 2000** to residential and small business customers in the Citipower distribution region. Please note that electricity tariffs not set out below have not been varied. Customers can obtain a full list of tariffs and fees and charges at [www.agl.com.au](http://www.agl.com.au)

**AGL OC – formally known as Origin Citipower**

	<b>GST Exclusive</b>	<b>GST Inclusive</b>	<b>Units</b>
<b>1 RESIDENTIAL</b>			
<b>PEAK SUPPLY RESIDENTIAL TARIFFS</b>			
<b>1.1 Residential Tariff (GD/GR)</b>			
Supply charge	52.10	57.310	c/day
First 1,200 kWh / 91 days	15.34	16.874	c/kWh
Balance	16.58	18.238	c/kWh
<b>OFF PEAK CONTROLLED LOAD RESIDENTIAL TARIFFS*</b>			
<b>* To apply in conjunction with a Peak Tariff (GD/GR)</b>			
<b>1.2 *Off-Peak Load Managed Storage Water Heating Tariff Y6/YT</b>			
All consumption	9.10	10.010	c/kWh
Supply under Tariff Y6/YT is available for 6 hours nightly for permanently wired water storage heaters of approved types meeting load management requirements.			
<b>1.3 *Off-Peak Storage Water Heating Tariff Y8</b>			
All consumption	9.10	10.010	c/kWh
Supply under Tariff Y8 is available for 8 hours nightly for permanently wired storage water heaters of approved types.			
<b>1.4 *Off-Peak Storage Space Heating Tariff J6/JT</b>			
All consumption	9.10	10.010	c/kWh
Supply under Tariff J6/JT is available for 7 hours nightly plus 3 hours each afternoon for permanently wired storage space heaters of approved types where supply is taken in conjunction with Tariff Y6/YT.			
<b>1.5 *Off-Peak Storage Space Heating Tariff J8</b>			
All consumption	9.10	10.010	c/kWh
Supply under Tariff J8 is available for 7 hours nightly plus 3 hours each afternoon for permanently wired storage space heaters of approved types, where supply is taken in conjunction with Tariff Y8.			

	<b>GST Exclusive</b>	<b>GST Inclusive</b>	<b>Units</b>
<b>1.6 *Off-Peak Storage Space Heating Tariff J</b>			
All consumption	9.10	10.010	c/kWh
Supply under Tariff J is available for 7 hours nightly plus 3 hours each afternoon for permanently wired storage space heaters of approved types, where supply is not taken in conjunction with a storage water heating tariff.			
<b>1.7 Winner Tariff (GH/GL)</b>			
Supply charge	52.10	57.310	c/day
Peak (7 am to 11 pm Monday to Friday)			
All consumption	19.90	21.890	c/kWh
Off-Peak (All other times)			
All consumption	8.60	9.460	c/kWh
Obsolete, available only to installations currently taking supply under this tariff.			
<b>2 GENERAL PURPOSE LOW VOLTAGE</b>			
<b>2.1 (a) AGL Business Trader (E)</b>			
Supply charge	70.00	77.000	c/day
First 1,250 kWh / 30 days	15.96	17.556	c/kWh
Balance	15.75	17.325	c/kWh
<b>(b) AGL Business 24/7 (E1)</b>			
Supply charge	88.00	96.800	c/day
Peak (7 am to 11 pm)			
First 1,250 kWh / 30 days	16.55	18.205	c/kWh
Balance	16.25	17.875	c/kWh
Off-Peak (11 pm to 7 am)			
All consumption	9.10	10.010	c/kWh
<b>2.2 AGL Business Extended Trader (D)</b>			
Supply charge	90.00	99.000	c/day
Peak (7 am to 11 pm Monday to Friday)			
All consumption	18.79	20.669	c/kWh
Off-Peak (All other times)			
All consumption	9.10	10.010	c/kWh

**Citipower Electricity Zone:**

3000, 3001, 3002, 3003, 3004, 3005, 3006, 3008, 3011, 3021, 3023, 3025, 3031, 3051, 3052, 3053, 3054, 3055, 3056, 3057, 3065, 3066, 3067, 3068, 3070, 3071, 3078, 3083, 3101, 3102, 3103, 3104, 3121, 3122, 3123, 3124, 3125, 3126, 3127, 3128, 3129, 3138, 3141, 3142, 3143, 3144, 3161, 3162, 3168, 3181, 3182, 3183, 3205, 3206, 3207, 3232, 3962.

**NOTE:** Some postcodes may contain shared boundaries with other distributors.

**Electricity Industry Act 2000**

AGL SALES PTY LIMITED 88 090 538 337

POWERDIRECT PTY LIMITED 28 067 609 803

Tariffs applicable from 1 January 2009 under sections 35, 37 and 39 of the **Electricity Industry Act 2000** to residential and small business customers in the Powercor distribution region. Please note that electricity tariffs not set out below have not been varied. Customers can obtain a full list of tariffs and fees and charges at [www.agl.com.au](http://www.agl.com.au)

**AGL OP – formally known as Origin Powercor**

	<b>GST Exclusive</b>	<b>GST Inclusive</b>	<b>Units</b>
<b>1 RESIDENTIAL</b>			
<b>PEAK SUPPLY RESIDENTIAL TARIFFS</b>			
<b>1.1 Residential Tariff (GD/GR)</b>			
Supply charge	56.12	61.732	c/day
First 1,000 kWh / 91 days	17.30	19.030	c/kWh
Balance	18.66	20.526	c/kWh
<b>OFF PEAK CONTROLLED LOAD RESIDENTIAL TARIFFS*</b>			
<b>* To apply in conjunction with a Peak Tariff (GD/GR)</b>			
<b>1.2 Off-Peak Load Managed Storage Water Heating Tariff Y6/YT</b>			
All consumption	8.95	9.845	c/kWh
Supply under Tariff Y6/YT is available for 6 hours nightly for permanently wired water storage heaters of approved types meeting load management requirements.			
<b>1.3 *Off-Peak Storage Water Heating Tariff Y8</b>			
All consumption	8.95	9.845	c/kWh
Supply under Tariff Y8 is available for 8 hours nightly for permanently wired storage water heaters of approved types.			
<b>1.4 *Off-Peak Storage Space Heating Tariff J6/JT</b>			
All consumption	8.95	9.845	c/kWh
Supply under Tariff J6/JT is available for 7 hours nightly plus 3 hours each afternoon for permanently wired storage space heaters of approved types where supply is taken in conjunction with Tariff Y6/YT.			
<b>1.5 *Off-Peak Storage Space Heating Tariff J8</b>			
All consumption	8.95	9.845	c/kWh
Supply under Tariff J8 is available for 7 hours nightly plus 3 hours each afternoon for permanently wired storage space heaters of approved types, where supply is taken in conjunction with Tariff Y8.			

	<b>GST Exclusive</b>	<b>GST Inclusive</b>	<b>Units</b>
<b>1.6 *Off-Peak Storage Space Heating Tariff J</b>			
All consumption	8.95	9.845	c/kWh
Supply under Tariff J is available for 7 hours nightly plus 3 hours each afternoon for permanently wired storage space heaters of approved types, where supply is not taken in conjunction with a storage water heating tariff.			
<b>1.7 Winner Tariff (GH/GL)</b>			
Supply charge	56.12	61.732	c/day
Peak (7 am to 11 pm Monday to Friday)			
First 1,000 kWh / 91 days	21.80	23.980	c/kWh
Balance	22.17	24.387	c/kWh
Off-Peak (All other times)			
All consumption	9.10	10.010	c/kWh
Obsolete, available only to installations currently taking supply under this tariff.			
<b>2 GENERAL PURPOSE LOW VOLTAGE</b>			
<b>2.1 (a) AGL Business Trader (E)</b>			
Supply charge	58.00	63.800	c/day
First 333 kWh / 30 days	17.70	19.470	c/kWh
Balance	18.67	20.537	c/kWh
<b>(b) AGL Business 24/7 (E1)</b>			
Supply charge	60.00	66.000	c/day
Peak (7 am to 11 pm)			
First 333 kWh / 30 days	20.20	22.220	c/kWh
Balance	20.91	23.001	c/kWh
Off-Peak (11 pm to 7 am)			
All consumption	8.40	9.240	c/kWh
<b>2.2 AGL Business Extended Trader (D)</b>			
Supply charge	60.00	66.000	c/day
Peak (7 am to 11 pm Monday to Friday)			
First 333 kWh / 30 days	21.00	23.100	c/kWh
Balance	21.45	23.595	c/kWh
Off-Peak (All other times)			
All consumption	8.40	9.240	c/kWh

**Powercor Electricity Zone:**

3000, 3008, 3012, 3015, 3016, 3018, 3019, 3020, 3021, 3022, 3023, 3024, 3025, 3026, 3028, 3029, 3030, 3032, 3036, 3037, 3038, 3039, 3080, 3082, 3084, 3095, 3108, 3118, 3121, 3125, 3148, 3153, 3166, 3180, 3188, 3192, 3206, 3211, 3212, 3214, 3215, 3216, 3217, 3218, 3219, 3220, 3221, 3222, 3223, 3224, 3225, 3226, 3227, 3228, 3230, 3231, 3232, 3233, 3235, 3236, 3237, 3238, 3239, 3240, 3241, 3242, 3243, 3249, 3250, 3251, 3254, 3260, 3264, 3265, 3266,

3267, 3268, 3269, 3270, 3271, 3272, 3273, 3274, 3275, 3276, 3277, 3278, 3279, 3280, 3281, 3282, 3283, 3284, 3285, 3286, 3287, 3288, 3289, 3290, 3292, 3293, 3294, 3300, 3301, 3302, 3303, 3304, 3305, 3306, 3309, 3310, 3311, 3312, 3314, 3315, 3316, 3317, 3318, 3319, 3321, 3322, 3323, 3324, 3325, 3328, 3329, 3330, 3331, 3332, 3333, 3334, 3335, 3337, 3338, 3340, 3341, 3342, 3345, 3350, 3351, 3352, 3353, 3354, 3355, 3356, 3357, 3360, 3361, 3363, 3364, 3370, 3371, 3372, 3373, 3375, 3377, 3378, 3379, 3380, 3381, 3384, 3385, 3387, 3388, 3390, 3391, 3392, 3393, 3395, 3396, 3399, 3400, 3401, 3402, 3407, 3408, 3409, 3412, 3413, 3414, 3415, 3416, 3418, 3419, 3420, 3422, 3423, 3424, 3430, 3431, 3432, 3433, 3434, 3435, 3437, 3438, 3440, 3441, 3442, 3444, 3446, 3447, 3448, 3450, 3451, 3453, 3458, 3460, 3461, 3462, 3463, 3464, 3465, 3467, 3468, 3469, 3472, 3475, 3478, 3480, 3482, 3483, 3485, 3487, 3488, 3489, 3490, 3491, 3494, 3496, 3497, 3498, 3500, 3501, 3502, 3505, 3506, 3507, 3509, 3512, 3515, 3516, 3517, 3518, 3520, 3521, 3522, 3523, 3525, 3527, 3529, 3530, 3531, 3533, 3537, 3540, 3542, 3544, 3546, 3549, 3550, 3551, 3552, 3554, 3555, 3556, 3557, 3558, 3559, 3561, 3562, 3563, 3564, 3565, 3566, 3567, 3568, 3570, 3571, 3572, 3573, 3575, 3576, 3579, 3580, 3581, 3583, 3584, 3585, 3586, 3588, 3589, 3590, 3591, 3594, 3595, 3596, 3597, 3599, 3608, 3610, 3612, 3614, 3616, 3617, 3618, 3619, 3620, 3621, 3622, 3623, 3624, 3625, 3629, 3630, 3631, 3632, 3633, 3634, 3635, 3636, 3637, 3638, 3639, 3640, 3641, 3643, 3644, 3645, 3646, 3647, 3649, 3652, 3654, 3657, 3659, 3677, 3691, 3725, 3728, 3730, 3737, 3756, 3762, 3764, 3777, 3800, 3805, 3820, 3909, 3930, 3975.

**NOTE:** Some postcodes may contain shared boundaries with other distributors.

---



**Electricity Industry Act 2000**

AGL SALES PTY LIMITED 88 090 538 337  
 POWERDIRECT PTY LIMITED 28 067 609 803

Tariffs applicable from 1 January 2009 under sections 35, 37 and 39 of the **Electricity Industry Act 2000** to residential and small business customers in the SP Ausnet distribution region. Please note that electricity tariffs not set out below have not been varied. Customers can obtain a full list of tariffs and fees and charges at [www.agl.com.au](http://www.agl.com.au)

**AGL TS – formally known as TRU SP Ausnet**

	<b>GST Exclusive</b>	<b>GST Inclusive</b>	<b>Units</b>
<b>1 RESIDENTIAL</b>			
<b>PEAK SUPPLY RESIDENTIAL TARIFFS</b>			
<b>1.1 Residential Tariff (GD/GR)</b>			
Supply charge	60.91	67.001	c/day
First 1,200 kWh / 91 days	15.70	17.270	c/kWh
Balance	15.24	16.764	c/kWh
<b>OFF PEAK CONTROLLED LOAD RESIDENTIAL TARIFFS*</b>			
<b>* To apply in conjunction with a Peak Tariff (GD/GR)</b>			
<b>1.2 *Off-Peak Load Managed Storage Water Heating Tariff Y6/YT</b>			
All consumption	10.34	11.374	c/kWh
Supply under Tariff Y6/YT is available for 6 hours nightly for permanently wired water storage heaters of approved types meeting load management requirements.			
Obsolete, available only to installations currently taking supply under this tariff.			
<b>1.3 *Off-Peak Storage Water Heating Tariff Y8</b>			
All consumption	10.34	11.374	c/kWh
Supply under Tariff Y8 is available for 8 hours nightly for permanently wired storage water heaters of approved types.			
Obsolete, available only to installations currently taking supply under this tariff.			
<b>1.4 *Off-Peak Storage Space Heating Tariff J6/JT</b>			
All consumption	10.34	11.374	c/kWh
Supply under Tariff J6/JT is available for 7 hours nightly plus 3 hours each afternoon for permanently wired storage space heaters of approved types where supply is taken in conjunction with Tariff Y6/YT.			
Obsolete, available only to installations currently taking supply under this tariff.			

	<b>GST Exclusive</b>	<b>GST Inclusive</b>	<b>Units</b>
<b>1.5 *Off-Peak Storage Space Heating Tariff J8</b>			
All consumption	10.34	11.374	c/kWh
Supply under Tariff J8 is available for 7 hours nightly plus 3 hours each afternoon for permanently wired storage space heaters of approved types, where supply is taken in conjunction with Tariff Y8.			
Obsolete, available only to installations currently taking supply under this tariff.			
<b>1.6 *Off-Peak Storage Space Heating Tariff J</b>			
All consumption	10.34	11.374	c/kWh
Supply under Tariff J is available for 7 hours nightly plus 3 hours each afternoon for permanently wired storage space heaters of approved types, where supply is not taken in conjunction with a storage water heating tariff.			
Obsolete, available only to installations currently taking supply under this tariff.			
<b>1.7 Winner Tariff (GH/GL)</b>			
Supply charge	64.43	70.873	c/day
Peak (7 am to 11 pm Monday to Friday)			
All consumption	18.14	19.954	c/kWh
Off-Peak (All other times)			
All consumption	11.36	12.496	c/kWh
Obsolete, available only to installations currently taking supply under this tariff.			
<b>2 GENERAL PURPOSE LOW VOLTAGE</b>			
<b>2.1 (a) AGL Business Trader (E)</b>			
Supply charge	59.00	64.900	c/day
First 7,000 kWh / 30 days	18.06	19.866	c/kWh
Balance	18.65	20.515	c/kWh
<b>(b) AGL Business 24/7 (E1)</b>			
Supply charge	82.00	90.200	c/day
Peak (7 am to 11 pm)			
First 5,500 kWh / 30 days	19.35	21.285	c/kWh
Balance	17.00	18.700	c/kWh
Off-Peak (11 pm to 7 am)			
All consumption	12.58	13.838	c/kWh
Obsolete, available only to installations currently taking supply under this tariff.			

	<b>GST Exclusive</b>	<b>GST Inclusive</b>	<b>Units</b>
<b>2.2 AGL Business Extended Trader (D)</b>			
Supply charge	66.00	72.600	c/day
Peak (7 am to 11 pm Monday to Friday)			
All consumption	19.43	21.373	c/kWh
Off-Peak (All other times)			
All consumption	12.58	13.838	c/kWh

**SP Ausnet Electricity Zone:**

3000, 3023, 3034, 3040, 3052, 3064, 3071, 3072, 3073, 3074, 3075, 3076, 3079, 3082, 3083, 3085, 3087, 3088, 3089, 3090, 3091, 3092, 3093, 3094, 3095, 3096, 3097, 3099, 3106, 3109, 3111, 3113, 3114, 3115, 3116, 3125, 3132, 3133, 3134, 3135, 3136, 3137, 3138, 3139, 3140, 3146, 3151, 3152, 3153, 3154, 3155, 3156, 3158, 3159, 3160, 3164, 3168, 3175, 3178, 3179, 3180, 3182, 3185, 3188, 3189, 3194, 3204, 3206, 3221, 3249, 3280, 3342, 3456, 3463, 3480, 3550, 3608, 3621, 3630, 3658, 3659, 3660, 3661, 3662, 3663, 3664, 3665, 3666, 3669, 3670, 3671, 3672, 3673, 3675, 3676, 3677, 3678, 3679, 3682, 3683, 3685, 3686, 3687, 3688, 3689, 3690, 3691, 3693, 3694, 3695, 3697, 3698, 3699, 3700, 3701, 3705, 3707, 3708, 3709, 3711, 3712, 3713, 3714, 3715, 3717, 3718, 3719, 3720, 3721, 3722, 3723, 3725, 3726, 3727, 3730, 3732, 3733, 3735, 3736, 3737, 3738, 3739, 3740, 3741, 3744, 3746, 3747, 3749, 3750, 3751, 3752, 3753, 3754, 3755, 3756, 3757, 3758, 3759, 3760, 3761, 3762, 3763, 3764, 3765, 3766, 3767, 3770, 3775, 3777, 3778, 3779, 3781, 3782, 3783, 3785, 3786, 3787, 3788, 3789, 3791, 3792, 3793, 3795, 3796, 3797, 3799, 3802, 3803, 3804, 3805, 3806, 3807, 3808, 3809, 3810, 3812, 3813, 3814, 3815, 3816, 3818, 3820, 3821, 3822, 3823, 3824, 3825, 3831, 3833, 3835, 3840, 3841, 3842, 3844, 3847, 3848, 3850, 3851, 3852, 3853, 3854, 3856, 3857, 3858, 3859, 3860, 3862, 3863, 3864, 3865, 3866, 3869, 3870, 3871, 3873, 3874, 3875, 3878, 3880, 3882, 3883, 3885, 3886, 3887, 3888, 3889, 3890, 3891, 3892, 3895, 3896, 3898, 3900, 3902, 3903, 3904, 3909, 3910, 3922, 3923, 3925, 3930, 3945, 3946, 3950, 3951, 3953, 3954, 3955, 3956, 3957, 3958, 3959, 3960, 3962, 3964, 3965, 3966, 3967, 3971, 3975, 3976, 3977, 3978, 3979, 3980, 3981, 3984, 3987, 3988, 3989, 3990, 3991, 3992, 3995, 3996.

**NOTE:** Some postcodes may contain shared boundaries with other distributors.

**Gas Industry Act 2001**

AGL SALES PTY LIMITED ABN 88 090 538 337

Tariffs applicable for AGL South from 1 January 2009 under section 42 of the **Gas Industry Act 2001** to Residential and Small Business customers. Please note that gas tariffs not set out below have not been varied. Customers can obtain a full list of tariffs and fees and charges at [www.agl.com.au](http://www.agl.com.au)

**AGL SOUTH**

	<b>GST Exclusive</b>	<b>GST Inclusive</b>	<b>Units</b>
<b>DOMESTIC TARIFFS</b>			
<b>01 Multiple Residential Tariff</b>			
Meter/Regulator capacity up to 50 m <sup>3</sup> /hr			
Supply charge	52.91	58.201	c/day
Commodity charge (all gas)	1.084	1.1924	c/MJ
<b>02 Multiple Residential Tariff</b>			
Meter/Regulator capacity over 50 m <sup>3</sup> /hr			
Supply charge	166.91	183.601	c/day
Commodity charge (all gas)	1.084	1.1924	c/MJ
<b>03 Domestic General Tariff</b>			
Supply charge	35.14	38.654	c/day
Winter Peak			
0 to 3,500 MJ/60 days	1.183	1.3013	c/MJ
> 3,500 MJ/60 days	1.012	1.1132	c/MJ
Off-Peak			
0 to 3,500 MJ/60 days	1.140	1.2540	c/MJ
> 3,500 MJ/60 days	0.908	0.9988	c/MJ
<b>04 Residential Bulk Hot Water Master Meter Tariff</b>			
Meter/Regulator capacity up to 50 m <sup>3</sup> /hr			
Supply charge	52.91	58.201	c/day
Commodity charge (all gas)	1.084	1.1924	c/MJ
<b>05 Residential Bulk Hot Water Master Meter Tariff</b>			
Meter/Regulator capacity over 50 m <sup>3</sup> /hr			
Supply charge	191.86	211.046	c/day
Commodity charge (all gas)	1.084	1.1924	c/MJ
<b>09 Gas Lights Unmetered Tariff</b>			
Std 2-mantle light	62.29	68.519	c/day
Additional mantles	31.20	34.320	c/day

	<b>GST Exclusive</b>	<b>GST Inclusive</b>	<b>Units</b>
<b>10 Residential Bulk Hot Water Heating Tariff</b>			
Meter/Regulator capacity up to 50 m <sup>3</sup> /hr			
Commodity charge (all gas)	1.522	1.6742	c/MJ
Hot Water Charge	0.756	0.8316	c/litre
Hot Water Conversion Factor (MJ/litre)	0.49724		MJ/litre
<b>11 Residential Bulk Hot Water Heating Tariff</b>			
Meter/Regulator capacity over 50 m <sup>3</sup> /hr			
Commodity charge (all gas)	1.522	1.6742	c/MJ
Hot Water Charge	0.756	0.8316	c/litre
Hot Water Conversion Factor (MJ/litre)	0.49724		MJ/litre

**COMMERCIAL TARIFFS**

<b>CI Commercial Tariff*</b>			
Meter/Regulator capacity up to 100 m <sup>3</sup> /hr			
Supply charge	60.62	66.682	c/day
Winter Peak			
0 to 110,000 MJ/60 days	1.043	1.1473	c/MJ
> 110,000 to 600,000 MJ/60 days	0.653	0.7183	c/MJ
> 600,000 MJ/60 days	0.480	0.5280	c/MJ
Off-Peak			
0 to 110,000 MJ/60 days	0.836	0.9196	c/MJ
> 110,000 to 600,000 MJ/60 days	0.602	0.6622	c/MJ
> 600,000 MJ/60 days	0.545	0.5995	c/MJ
* Note: CI tariff replaces tariffs 13/21 and 14/22			

<b>63 Ministry of Housing Tariff</b>			
Commodity charge (all gas)	0.669	0.7359	c/MJ

<b>08 Standby Power Generation Tariff</b>			
Supply charge \$/GJ engine input rating	878.77	966.647	c/day
Commodity charge of respective Tariff			

Winter peak period applies from 1 June to 30 September inclusive. Off-peak period is all other times.

**Postcodes include:**

3139, 3150, 3152, 3156, 3158, 3160, 3161, 3162, 3163, 3165, 3166, 3167, 3168, 3169, 3170, 3171, 3172, 3173, 3174, 3175, 3177, 3178, 3179, 3180, 3182, 3183, 3184, 3185, 3186, 3187, 3188, 3189, 3190, 3191, 3192, 3193, 3194, 3195, 3196, 3197, 3202, 3204, 3205, 3206, 3207, 3775, 3785, 3786, 3797, 3799, 3802.

**Note:** Some postcodes may contain shared boundaries with other retail patches.

**Gas Industry Act 2001**

AGL SALES PTY LIMITED ABN 88 090 538 337

Tariffs applicable for AGL North from 1 January 2009 under section 42 of the **Gas Industry Act 2001** to Residential and Small Business customers. Please note that gas tariffs not set out below have not been varied. Customers can obtain a full list of tariffs and fees and charges at [www.agl.com.au](http://www.agl.com.au)

**AGL NORTH**

	<b>GST Exclusive</b>	<b>GST Inclusive</b>	<b>Units</b>
<b>DOMESTIC TARIFFS</b>			
<b>01 Multiple Residential Tariff</b>			
Meter/Regulator capacity up to 50 m <sup>3</sup> /hr			
Supply charge	55.84	61.424	c/day
Commodity charge (all gas)	1.136	1.2496	c/MJ
<b>02 Multiple Residential Tariff</b>			
Meter/Regulator capacity over 50 m <sup>3</sup> /hr			
Supply charge	181.24	199.364	c/day
Commodity charge (all gas)	1.136	1.2496	c/MJ
<b>03 Domestic General Tariff</b>			
Supply charge	37.69	41.459	c/day
Winter Peak			
0 to 3,500 MJ/60 days	1.373	1.5103	c/MJ
> 3,500 MJ/60 days	1.161	1.2771	c/MJ
Off-Peak			
0 to 3,500 MJ/60 days	1.151	1.2661	c/MJ
> 3,500 MJ/60 days	1.019	1.1209	c/MJ
<b>04 Residential Bulk Hot Water Master Meter Tariff</b>			
Meter/Regulator capacity up to 50 m <sup>3</sup> /hr			
Supply charge	55.84	61.424	c/day
Commodity charge (all gas)	1.136	1.2496	c/MJ
<b>05 Residential Bulk Hot Water Master Meter Tariff</b>			
Meter/Regulator capacity over 50 m <sup>3</sup> /hr			
Supply charge	196.49	216.139	c/day
Commodity charge (all gas)	1.136	1.2496	c/MJ
<b>09 Gas Lights Unmetered Tariff</b>			
Std 2-mantle light	68.37	75.207	c/day
Additional mantles	33.66	37.026	c/day
<b>10 Residential Bulk Hot Water Heating Tariff</b>			
Meter/Regulator capacity up to 50 m <sup>3</sup> /hr			

	<b>GST Exclusive</b>	<b>GST Inclusive</b>	<b>Units</b>
Commodity charge (all gas)	1.505	1.6555	c/MJ
Hot Water Charge	0.748	0.8228	c/litre
Hot Water Conversion Factor (MJ/litre)	0.49724		MJ/litre
<b>11 Residential Bulk Hot Water Heating Tariff</b>			
Meter/Regulator capacity over 50 m <sup>3</sup> /hr			
Commodity charge (all gas)	1.505	1.6555	c/MJ
Hot Water Charge	0.748	0.8228	c/litre
Hot Water Conversion Factor (MJ/litre)	0.49724		MJ/litre

**COMMERCIAL TARIFFS**

<b>CI Commercial Tariff*</b>			
Meter/Regulator capacity up to 100 m <sup>3</sup> /hr			
Supply charge	47.21	51.931	c/day
Winter Peak			
0 to 110,000 MJ/60 days	1.178	1.2958	c/MJ
> 110,000 to 600,000 MJ/60 days	0.702	0.7722	c/MJ
> 600,000 MJ/60 days	0.569	0.6259	c/MJ
Off-Peak			
0 to 110,000 MJ/60 days	1.059	1.1649	c/MJ
> 110,000 to 600,000 MJ/60 days	0.645	0.7095	c/MJ
> 600,000 MJ/60 days	0.521	0.5731	c/MJ
* Note: CI tariff replaces tariffs 13/21 and 14/22			
<b>63 Ministry of Housing Tariff</b>			
Commodity charge (all gas)	0.732	0.8052	c/MJ
<b>08 Standby Power Generation Tariff</b>			
Supply charge \$/GJ engine input rating	961.02	1,057.122	c/day
Commodity charge of respective Tariff			

Winter peak period applies from 1 June to 30 September inclusive. Off-peak period is all other times.

**Postcodes include:**

3011, 3012, 3013, 3015, 3016, 3018, 3019, 3020, 3021, 3022, 3023, 3025, 3026, 3027, 3028, 3031, 3032, 3033, 3034, 3036, 3037, 3038, 3039, 3040, 3041, 3042, 3043, 3044, 3045, 3046, 3047, 3048, 3049, 3055, 3058, 3059, 3060, 3061, 3062, 3063, 3064, 3428.

**Note:** Some postcodes may contain shared boundaries with other retail patches.

**Gas Industry Act 2001**

AGL SALES PTY LIMITED ABN 88 090 538 337

Tariffs applicable for AGL-OM from 1 January 2009 under section 42 of the **Gas Industry Act 2001** to Residential and Small Business customers. Please note that gas tariffs not set out below have not been varied. Customers can obtain a full list of tariffs and fees and charges at [www.agl.com.au](http://www.agl.com.au)

**AGL-OM (Formerly Origin Metro)**

	<b>GST Exclusive</b>	<b>GST Inclusive</b>	<b>Units</b>
<b>DOMESTIC TARIFFS</b>			
<b>03 Domestic General Tariff</b>			
Supply charge	41.85	46.035	c/day
Winter Peak			
0 to 6,000 MJ/60 days	1.305	1.4355	c/MJ
> 6,000 to 9,000 MJ/60 days	0.903	0.9933	c/MJ
> 9,000 MJ/60 days	0.639	0.7029	
Off-Peak			
0 to 6,000 MJ/60 days	1.213	1.3343	c/MJ
> 6,000 to 9,000 MJ/60 days	0.829	0.9119	c/MJ
> 9,000 MJ/60 days	0.605	0.6655	c/MJ

**COMMERCIAL TARIFFS**

<b>CI Commercial Tariff*</b>			
Meter/Regulator capacity up to 100 m <sup>3</sup> /hr			
Supply charge	51.10	56.210	c/day
Winter Peak			
0 to 15,000 MJ/60 days	1.090	1.1990	c/MJ
> 15,000 to 61,000 MJ/60 days	0.802	0.8822	c/MJ
> 61,000 to 91,000 MJ/60 days	0.697	0.7667	c/MJ
> 91,000 to 305,000 MJ/60 days	0.644	0.7084	c/MJ
> 305,000 MJ/60 days	0.576	0.6336	c/MJ
Off-Peak			
0 to 15,000 MJ/60 days	1.017	1.1187	c/MJ
> 15,000 to 61,000 MJ/60 days	0.768	0.8448	c/MJ
> 61,000 to 91,000 MJ/60 days	0.668	0.7348	c/MJ
> 91,000 to 305,000 MJ/60 days	0.619	0.6809	c/MJ
> 305,000 MJ/60 days	0.565	0.6215	c/MJ

\* Note: CI tariff replaces tariffs 13/21 and 14/22

Winter peak period applies from 1 May to 31 October inclusive. Off-Peak period is all other times.

**Postcodes include:**

3004, 3006, 3097, 3101, 3102, 3103, 3104, 3105, 3106, 3107, 3108, 3109, 3111, 3113, 3114, 3115, 3116, 3122, 3123, 3124, 3125, 3126, 3127, 3128, 3129, 3130, 3131, 3132, 3133, 3134, 3135, 3136, 3137, 3138, 3140, 3141, 3142, 3143, 3144, 3145, 3146, 3147, 3148, 3149, 3151, 3153, 3154, 3155, 3159, 3175, 3181, 3201, 3765, 3766, 3767, 3770, 3781, 3782, 3783, 3787, 3788, 3789, 3791, 3792, 3793, 3795, 3796, 3804.

**Note:** Some postcodes may contain shared boundaries with other retail patches.



**Gas Industry Act 2001**

AGL SALES PTY LIMITED ABN 88 090 538 337

Tariffs applicable for AGL-ON from 1 January 2009 under section 42 of the **Gas Industry Act 2001** to Residential and Small Business customers. Please note that gas tariffs not set out below have not been varied. Customers can obtain a full list of tariffs and fees and charges at [www.agl.com.au](http://www.agl.com.au)

**AGL-ON (Formerly Origin North)**

	<b>GST Exclusive</b>	<b>GST Inclusive</b>	<b>Units</b>
<b>DOMESTIC TARIFFS</b>			
<b>03 Domestic General Tariff</b>			
Supply charge	39.23	43.153	c/day
Winter Peak			
0 to 4,000 MJ/60 days	1.235	1.3585	c/MJ
> 4,000 to 12,000 MJ/60 days	1.160	1.2760	c/MJ
> 12,000 MJ/60 days	0.886	0.9746	c/MJ
Off-Peak			
0 to 4,000 MJ/60 days	1.181	1.2991	c/MJ
> 4,000 to 12,000 MJ/60 days	1.123	1.2353	c/MJ
> 12,000 MJ/60 days	0.857	0.9427	c/MJ

**COMMERCIAL TARIFFS**

<b>CI Commercial Tariff*</b>			
Meter/Regulator capacity up to 100 m <sup>3</sup> /hr			
Supply charge	47.74	52.514	c/day
Winter Peak			
0 to 12,000 MJ/60 days	1.179	1.2969	c/MJ
> 12,000 to 86,000 MJ/60 days	0.910	1.0010	c/MJ
> 86,000 MJ/60 days	0.766	0.8426	c/MJ
Off-Peak			
0 to 12,000 MJ/60 days	1.140	1.2540	c/MJ
> 12,000 to 86,000 MJ/60 days	0.876	0.9636	c/MJ
> 86,000 MJ/60 days	0.742	0.8162	c/MJ

\* Note: CI tariff replaces tariffs 13/21 and 14/22

Winter peak period applies from 1 June to 30 September inclusive. Off-peak period is all other times.

**Postcodes include:**

3521, 3522, 3523, 3561, 3564, 3607, 3608, 3614, 3616, 3617, 3618, 3620, 3621, 3622, 3623, 3624, 3629, 3630, 3631, 3633, 3658, 3659, 3660, 3662, 3663, 3664, 3665, 3666, 3669, 3672, 3673, 3675, 3677, 3678, 3682, 3683, 3688, 3690, 3691, 3694, 3726, 3747, 3749, 3753, 3756, 3758, 3764.

**Note:** Some postcodes may contain shared boundaries with other retail patches.

**Gas Industry Act 2001**

AGL SALES PTY LIMITED ABN 88 090 538 337

Tariffs applicable for AGL-OSE from 1 January 2009 under section 42 of the **Gas Industry Act 2001** to Residential and Small Business customers. Please note that gas tariffs not set out below have not been varied. Customers can obtain a full list of tariffs and fees and charges at [www.agl.com.au](http://www.agl.com.au)

**AGL-OSE (Formerly Origin South East)**

	<b>GST Exclusive</b>	<b>GST Inclusive</b>	<b>Units</b>
<b>DOMESTIC TARIFFS</b>			
<b>03 Domestic General Tariff</b>			
Supply charge	40.42	44.462	c/day
Winter Peak			
0 to 4,000 MJ/60 days	1.260	1.3860	c/MJ
> 4,000 to 12,000 MJ/60 days	1.104	1.2144	c/MJ
> 12,000 MJ/60 days	0.929	1.0219	c/MJ
Off-Peak			
0 to 4,000 MJ/60 days	1.247	1.3717	c/MJ
> 4,000 to 12,000 MJ/60 days	1.084	1.1924	c/MJ
> 12,000 MJ/60 days	0.898	0.9878	c/MJ
<b>COMMERCIAL TARIFFS</b>			
<b>CI Commercial Tariff*</b>			
Meter/Regulator capacity up to 100 m <sup>3</sup> /hr			
Supply charge	49.30	54.230	c/day
Winter Peak			
0 to 12,000 MJ/60 days	1.116	1.2276	c/MJ
> 12,000 to 86,000 MJ/60 days	0.909	0.9999	c/MJ
> 86,000 MJ/60 days	0.700	0.7700	c/MJ
Off-Peak			
0 to 12,000 MJ/60 days	1.087	1.1957	c/MJ
> 12,000 to 86,000 MJ/60 days	0.881	0.9691	c/MJ
> 86,000 MJ/60 days	0.684	0.7524	c/MJ

\* Note: CI tariff replaces tariffs 13/21 and 14/22

Winter peak period applies from 1 June to 30 September inclusive. Off-peak period is all other times.

**Postcodes include:**

3198, 3199, 3200, 3910, 3911, 3912, 3913, 3915, 3916, 3918, 3919, 3920, 3921, 3926, 3927, 3928, 3929, 3930, 3931, 3933, 3934, 3936, 3937, 3938, 3939, 3940, 3941, 3942, 3943, 3944, 3975, 3976, 3977, 3978, 3980, 3981, 3984, 3987, 3755, 3760, 3761, 3777, 3803, 3805, 3806, 3807, 3808, 3809, 3810, 3816, 3818, 3820, 3822, 3823, 3824, 3825, 3840, 3842, 3844, 3847, 3850, 3851, 3852, 3854, 3856, 3857, 3858, 3859, 3860, 3862, 3869, 3873.

**Note:** Some postcodes may contain shared boundaries with other retail patches.

**Gas Industry Act 2001**

AGL SALES PTY LIMITED ABN 88 090 538 337

Tariffs applicable for AGL Murray Valley from 1 January 2009 under section 42 of the **Gas Industry Act 2001** to Residential and Small Business customers. Please note that gas tariffs not set out below have not been varied. Customers can obtain a full list of tariffs and fees and charges at [www.agl.com.au](http://www.agl.com.au)

**AGL MURRAY VALLEY (Formerly Origin Murray Valley)**

	<b>GST Exclusive</b>	<b>GST Inclusive</b>	<b>Units</b>
<b>DOMESTIC TARIFFS</b>			
<b>M3 Domestic General Tariff</b>			
Supply charge	41.57	45.727	c/day
Commodity Charge (all gas)	1.422	1.5642	c/MJ
<b>COMMERCIAL TARIFFS</b>			
<b>M6/M8 Meter Regulator Capacity up to 850 m<sup>3</sup>/hr</b>			
Supply charge	49.79	54.769	c/day
Commodity Charge (all gas)	1.119	1.2309	c/MJ
<b>M7/M9 Meter Regulator Capacity over 850 m<sup>3</sup>/hr</b>			
Supply charge	104.69	115.159	c/day
Commodity Charge (all gas)	1.061	1.1671	c/MJ

**Postcodes include:**

3634, 3635, 3636, 3637, 3638, 3639, 3640, 3641, 3644, 3646, 3649, 3685, 3687, 3730.

**Note:** Some postcodes may contain shared boundaries with other retail patches.

**Gas Industry Act 2001**

AGL SALES PTY LIMITED ABN 88 090 538 337

Tariffs applicable for AGL-TE from 1 January 2009 under section 42 of the **Gas Industry Act 2001** to Residential and Small Business customers. Please note that gas tariffs not set out below have not been varied. Customers can obtain a full list of tariffs and fees and charges at [www.agl.com.au](http://www.agl.com.au)

**AGL-TE (Formerly TRU East)**

	<b>GST Exclusive</b>	<b>GST Inclusive</b>	<b>Units</b>
<b>DOMESTIC TARIFFS</b>			
<b>03 Domestic General Tariff</b>			
Supply charge	38.50	42.350	c/day
Winter Peak			
0 to 3,200 MJ/60 days	1.200	1.3200	c/MJ
> 3,200 MJ/60 days	1.058	1.1638	c/MJ
Off-Peak			
0 to 3,200 MJ/60 days	1.126	1.2386	c/MJ
> 3,200 MJ/60 days	1.005	1.1055	c/MJ

**COMMERCIAL TARIFFS**

<b>CI Commercial Tariff*</b>			
Meter/Regulator capacity up to 100 m <sup>3</sup> /hr			
Supply charge	41.83	46.013	c/day
Winter Peak			
0 to 100,000 MJ/60 days	0.981	1.0791	c/MJ
> 100,000 to 550,000 MJ/60 days	0.729	0.8019	c/MJ
> 550,000 MJ/60 days	0.709	0.7799	c/MJ
Off-Peak			
0 to 100,000 MJ/60 days	0.899	0.9889	c/MJ
> 100,000 to 550,000 MJ/60 days	0.649	0.7139	c/MJ
> 550,000 MJ/60 days	0.649	0.7139	c/MJ

\* Note: CI tariff replaces tariffs 13/21 and 14/22

Winter peak period applies from 1 June to 30 September inclusive. Off-peak period is all other times.

**Postcodes include:**

3000, 3001, 3002, 3003, 3005, 3008, 3050, 3051, 3052, 3053, 3054, 3055, 3056, 3057, 3065, 3066, 3067, 3068, 3070, 3071, 3072, 3073, 3074, 3075, 3076, 3078, 3079, 3081, 3082, 3083, 3084, 3085, 3087, 3088, 3089, 3090, 3091, 3093, 3094, 3095, 3096, 3097, 3099, 3121, 3201, 3750, 3752, 3754, 3759, 3770.

**Note:** Some postcodes may contain shared boundaries with other retail patches.

**Gas Industry Act 2001**

AGL SALES PTY LIMITED ABN 88 090 538 337

Tariffs applicable for AGL-TC from 1 January 2009 under section 42 of the **Gas Industry Act 2001** to Residential and Small Business customers. Please note that gas tariffs not set out below have not been varied. Customers can obtain a full list of tariffs and fees and charges at [www.agl.com.au](http://www.agl.com.au)

**AGL-TC (Formerly TRU Central)**

	<b>GST Exclusive</b>	<b>GST Inclusive</b>	<b>Units</b>
<b>DOMESTIC TARIFFS</b>			
<b>03 Domestic General Tariff</b>			
Supply charge	39.06	42.966	c/day
Winter Peak			
0 to 3,200 MJ/60 days	1.497	1.6467	c/MJ
> 3,200 MJ/60 days	1.189	1.3079	c/MJ
Off-Peak			
0 to 3,200 MJ/60 days	1.270	1.3970	c/MJ
> 3,200 MJ/60 days	1.113	1.2243	c/MJ

**COMMERCIAL TARIFFS**

<b>CI Commercial Tariff*</b>			
Meter/Regulator capacity up to 100 m <sup>3</sup> /hr			
Supply charge	45.75	50.325	c/day
Winter Peak			
0 to 100,000 MJ/60 days	1.089	1.1979	c/MJ
> 100,000 to 550,000 MJ/60 days	0.798	0.8778	c/MJ
> 550,000 MJ/60 days	0.764	0.8404	c/MJ
Off-Peak			
0 to 100,000 MJ/60 days	1.017	1.1187	c/MJ
> 100,000 to 550,000 MJ/60 days	0.714	0.7854	c/MJ
> 550,000 MJ/60 days	0.711	0.7821	c/MJ
* Note: CI tariff replaces tariffs 13/21 and 14/22			

Winter peak period applies from 1 June to 30 September inclusive. Off-peak period is all other times.

**Postcodes include:**

3024, 3029, 3030, 3211, 3212, 3214, 3215, 3216, 3217, 3218, 3219, 3220, 3221, 3222, 3223, 3224, 3225, 3226, 3227, 3228, 3335, 3337, 3338, 3427, 3429.

**Note:** Some postcodes may contain shared boundaries with other retail patches.

**Gas Industry Act 2001**

AGL SALES PTY LIMITED ABN 88 090 538 337

Tariffs applicable for AGL-TW from 1 January 2009 under section 42 of the **Gas Industry Act 2001** to Residential and Small Business customers. Please note that gas tariffs not set out below have not been varied. Customers can obtain a full list of tariffs and fees and charges at [www.agl.com.au](http://www.agl.com.au)

**AGL-TW (Formerly TRU West)**

	<b>GST Exclusive</b>	<b>GST Inclusive</b>	<b>Units</b>
<b>DOMESTIC TARIFFS</b>			
<b>03 Domestic General Tariff</b>			
Supply charge	36.69	40.359	c/day
Winter Peak			
0 to 3,200 MJ/60 days	1.304	1.4344	c/MJ
> 3,200 MJ/60 days	1.148	1.2628	c/MJ
Off-Peak			
0 to 3,200 MJ/60 days	1.109	1.2199	c/MJ
> 3,200 MJ/60 days	0.974	1.0714	c/MJ

**COMMERCIAL TARIFFS**

<b>CI Commercial Tariff*</b>			
Meter/Regulator capacity up to 100 m <sup>3</sup> /hr			
Supply charge	43.31	47.641	c/day
Winter Peak			
0 to 100,000 MJ/60 days	1.034	1.1374	c/MJ
> 100,000 to 550,000 MJ/60 days	0.779	0.8569	c/MJ
> 550,000 MJ/60 days	0.767	0.8437	c/MJ
Off-Peak			
0 to 100,000 MJ/60 days	0.958	1.0538	c/MJ
> 100,000 to 550,000 MJ/60 days	0.719	0.7909	c/MJ
> 550,000 MJ/60 days	0.711	0.7821	c/MJ

\* Note: CI tariff replaces tariffs 13/21 and 14/22

Winter peak period applies from 1 June to 30 September inclusive. Off-peak period is all other times.

**Postcodes include:**

3249, 3250, 3260, 3266, 3277, 3280, 3282, 3284, 3300, 3305, 3340, 3342, 3350, 3352, 3355, 3356, 3357, 3363, 3364, 3377, 3380, 3400, 3430, 3431, 3434, 3435, 3437, 3438, 3440, 3442, 3444, 3450, 3451, 3460, 3461, 3462, 3464, 3465, 3550, 3551, 3555, 3556.

**Note:** Some postcodes may contain shared boundaries with other retail patches.

**Gas Industry Act 2001**

AGL SALES PTY LIMITED ABN 88 090 538 337

Tariffs applicable for AGL Creswick (New Towns) from 1 January 2009 under section 42 of the **Gas Industry Act 2001** to Residential and Small Business customers. Please note that gas tariffs not set out below have not been varied. Customers can obtain a full list of tariffs and fees and charges at [www.agl.com.au](http://www.agl.com.au)

**AGL CRESWICK (NEW TOWNS)**

	<b>GST Exclusive</b>	<b>GST Inclusive</b>	<b>Units</b>
<b>DOMESTIC TARIFFS</b>			
<b>03 Domestic General Tariff</b>			
Supply charge	38.11	41.921	c/day
Winter Peak			
0 to 3,200 MJ/60 days	1.670	1.8370	c/MJ
> 3,200 MJ/60 days	1.505	1.6555	c/MJ
Off-Peak			
0 to 3,200 MJ/60 days	1.467	1.6137	c/MJ
> 3,200 MJ/60 days	1.319	1.4509	c/MJ

**COMMERCIAL TARIFFS**

<b>CI Commercial Tariff*</b>			
Meter/Regulator capacity up to 100 m <sup>3</sup> /hr			
Supply charge	36.08	39.688	c/day
Winter Peak			
0 to 100,000 MJ/60 days	1.400	1.5400	c/MJ
> 100,000 to 550,000 MJ/60 days	1.139	1.2529	c/MJ
> 550,000 MJ/60 days	1.127	1.2397	c/MJ
Off-Peak			
0 to 100,000 MJ/60 days	1.322	1.4542	c/MJ
> 100,000 to 550,000 MJ/60 days	1.078	1.1858	c/MJ
> 550,000 MJ/60 days	1.070	1.1770	c/MJ

\* Note: CI tariff replaces tariffs 13/21 and 14/22

Winter peak period applies from 1 June to 30 September inclusive. Off-peak period is all other times.

**Postcodes include:**

3260, 3284, 3363, 3431, 3434, 3435, 3438, 3440, 3442.

**Note:** Some postcodes may contain shared boundaries with other retail patches.

**Gas Industry Act 2001**

AGL SALES PTY LIMITED ABN 88 090 538 337

Tariffs applicable for AGL Yarra Valley from 1 January 2009 under section 42 of the **Gas Industry Act 2001** to Residential and Small Business customers. Please note that gas tariffs not set out below have not been varied. Customers can obtain a full list of tariffs and fees and charges at [www.agl.com.au](http://www.agl.com.au)

**AGL YARRA VALLEY**

	<b>GST Exclusive</b>	<b>GST Inclusive</b>	<b>Units</b>
<b>DOMESTIC TARIFFS</b>			
<b>03 Domestic General Tariff</b>			
Supply charge	36.30	39.930	c/day
Winter Peak			
0 to 4,000 MJ/60 days	1.495	1.6445	c/MJ
> 4,000 to 12,000 MJ/60 days	1.426	1.5686	c/MJ
> 12,000 MJ/60 days	1.172	1.2892	c/MJ
Off-Peak			
0 to 4,000 MJ/60 days	1.446	1.5906	c/MJ
> 4,000 to 12,000 MJ/60 days	1.392	1.5312	c/MJ
> 12,000 MJ/60 days	1.146	1.2606	c/MJ
<b>COMMERCIAL TARIFFS</b>			
<b>CI Commercial Tariff*</b>			
Meter/Regulator capacity up to 100 m <sup>3</sup> /hr			
Supply charge	51.43	56.573	c/day
Winter Peak			
0 to 15,000 MJ/60 days	1.460	1.6060	c/MJ
> 15,000 to 61,000 MJ/60 days	1.171	1.2881	c/MJ
> 61,000 to 91,000 MJ/60 days	1.065	1.1715	c/MJ
> 91,000 to 305,000 MJ/60 days	1.011	1.1121	c/MJ
> 305,000 MJ/60 days	0.942	1.0362	c/MJ
Off-Peak			
0 to 15,000 MJ/60 days	1.386	1.5246	c/MJ
> 15,000 to 61,000 MJ/60 days	1.136	1.2496	c/MJ
> 61,000 to 91,000 MJ/60 days	1.036	1.1396	c/MJ
> 91,000 to 305,000 MJ/60 days	0.987	1.0857	c/MJ
> 305,000 MJ/60 days	0.932	1.0252	c/MJ

\* Note: CI tariff replaces tariffs 13/21 and 14/22

Winter peak period applies from 1 June to 30 September inclusive. Off-peak period is all other times.

**Postcodes include:**

3139, 3775, 3797, 3799.

**Note:** Some postcodes may contain shared boundaries with other retail patches.



This page was left blank intentionally

This page was left blank intentionally

This page was left blank intentionally

**craftsmanpress**





The *Victoria Government Gazette* is published by The Craftsman Press Pty Ltd with the authority of the Government Printer for the State of Victoria

© State of Victoria 2008

This publication is copyright. No part may be reproduced by any process except in accordance with the provisions of the Copyright Act.

Address all enquiries to the Government Printer for the State of Victoria  
Level 2 1 Macarthur Street  
Melbourne 3002  
Victoria Australia

**How To Order**

	<b>Mail Order</b>	<b>Victoria Government Gazette</b> Level 1 520 Bourke Street Melbourne 3000 PO Box 1957 Melbourne 3001 DX 106 Melbourne
	<b>Telephone</b>	(03) 9642 5808
	<b>Fax</b>	(03) 9600 0478
	<b>email</b>	gazette@craftpress.com.au
	<b>Retail &amp; Mail Sales</b>	<b>Victoria Government Gazette</b> Level 1 520 Bourke Street Melbourne 3000 PO Box 1957 Melbourne 3001
	<b>Telephone</b>	(03) 9642 5808
	<b>Fax</b>	(03) 9600 0478
	<b>Retail Sales</b>	<b>Information Victoria</b> 505 Little Collins Street Melbourne 3000
	<b>Telephone</b>	1300 366 356
	<b>Fax</b>	(03) 9603 9920

**Price Code C**