



Victoria Government Gazette

No. S 281 Tuesday 18 August 2009
By Authority of Victorian Government Printer

Accident Compensation (WorkCover Insurance) Act 1993

WORKCOVER INSURANCE PREMIUMS ORDER (NO. 17) 2009/2010

Industry Rates and Industry Claims Cost Rates

In accordance with Item 8(1) of Schedule 1 to the WorkCover Insurance Premiums Order (No. 17) 2009/2010 (*the Premiums Order*), notice is given that the Victorian WorkCover Authority itself has determined that the industry rates and the industry claims cost rates in respect of the 2009/2010 policy period, for each WorkCover Industry Classification listed in Schedule 4 of the Premiums Order, shall be the percentage amounts specified in the following Table:

WorkCover Industry Classification	WorkCover Industry Description	Industry Claims Cost Rate	Industry Rate
A0124C	Poultry for Meat	2.4330%	3.9100%
A0125F	Poultry for Eggs	2.4330%	3.9100%
A0134J	Grape Growing (Including Sun-Drying)	0.9580%	1.9930%
A0135K	Plantation Fruit Growing	1.2250%	2.1830%
A0136L	Orchard and Other Fruit Growing	1.2250%	2.1830%
A0143K	Potato Growing (Excluding Sweet Potatoes)	0.9400%	2.1030%
A0144L	Vegetables Growing (Excluding Potatoes but Including Sweet Potatoes)	1.4590%	3.1440%
A0181X	Cereal Grains (Including Oilseeds n.e.c. and Dried Field Peas and Beans)	1.2810%	1.6820%
A0182A	Combined Sheep with Cereal Grains	2.0700%	2.1930%
A0183C	Combined Meat Cattle with Cereal Grains	2.0700%	2.1930%
A0184F	Combined Sheep with Meat Cattle	2.5700%	5.0580%
A0185J	Sheep	2.5700%	5.0580%
A0186K	Meat Cattle (Including Meat Cattle Feedlots)	1.3350%	2.7030%
A0187L	Milk Cattle	1.6270%	2.8330%
A0188R	Pigs	3.5470%	4.1160%
A0191C	Sugar Cane Growing	0.4710%	1.8060%
A0192F	Peanuts Growing	0.4710%	1.8060%
A0193J	Tobacco Growing	1.2370%	2.0490%
A0194K	Cotton Growing	0.4710%	1.8060%
A0195L	Nurseries—Growing Plants for Supply	1.2370%	2.0490%
A0197T	Grazing, Farming or Breeding Animals n.e.c.	2.4120%	3.7290%
A0198V	Plant Growing n.e.c.	0.4710%	1.8060%
A0204C	Sheep Shearing Services	4.8880%	9.1300%
A0205F	Aerial Agricultural Services	1.4020%	2.5150%

SPECIAL

WorkCover Industry Classification	WorkCover Industry Description	Industry Claims Cost Rate	Industry Rate
A0206J	Services to Agriculture n.e.c. (Including Plant Quarantine and Wool Classing but not Reclassing and Bulk Classing)	1.4020%	2.5150%
A0303K	Logging (Excluding Transportation)	1.4190%	3.5800%
A0304L	Forestry and Service to Forestry (Excluding Logging and Firefighting Services)	0.7830%	1.4330%
A0431C	Rock Lobster Fishing (Including Fishing Boat Lease, Hire and Charter Except on a Financial Service Basis)	2.0140%	5.2900%
A0432F	Prawn Fishing (Including Fishing Boat Lease, Hire and Charter Except on a Financial Service Basis)	2.0140%	5.2900%
A0433J	Ocean and Coastal Fishing n.e.c.	2.0140%	5.2900%
A0434K	Oyster Farming, Inland Fishing and Services to Fishing n.e.c.	3.1550%	4.7860%
A0440F	Hunting and Trapping	0.9720%	1.7140%
B1111K	Iron Ores Mining, Dressing or Beneficiating (Excluding Pelletising and Agglomerating)	0.5970%	0.9160%
B1112L	Iron Ore Pelletising or Agglomerating	0.5970%	0.9160%
B1121R	Bauxite Mining, Dressing or Beneficiating	0.5970%	0.9160%
B1122T	Copper Ores Mining (Including Copper–Gold Ores) Dressing or Beneficiating	0.5970%	0.9160%
B1123V	Gold Ores Mining, Dressing, Beneficiating or Preliminary Smelting	0.5970%	0.9160%
B1124W	Mineral Sands Mining, Dressing or Beneficiating	0.5970%	0.9160%
B1125X	Nickel Ores Mining, Dressing or Beneficiating	0.5970%	0.9160%
B1126A	Silver–Lead–Zinc Ores Mining, Dressing or Beneficiating	0.5970%	0.9160%
B1127C	Tin Ores Mining, Dressing or Beneficiating	0.5970%	0.9160%
B1129J	Non-Ferrous Metal Ores n.e.c. Mining, Dressing or Beneficiating	0.5970%	0.9160%
B1201R	Black Coal Mining (Including Grading, Washing and Crushing)	0.9980%	1.2780%
B1202T	Brown Coal Mining (Including Briquetting Brown Coal)	0.9980%	1.2780%
B1300W	Oil and Gas Mining (Including Pipeline Transportation when Integral Part of Operation)	0.3980%	0.4520%
B1401J	Sand and Gravel Quarrying (Excluding Silica for Industrial Purposes)	2.0760%	2.0920%
B1404R	Construction Materials n.e.c. Quarrying, Crushing or Screening (Including Producing Stone Products from Stone Quarried at same Workplace)	1.7020%	2.5740%

WorkCover Industry Classification	WorkCover Industry Description	Industry Claims Cost Rate	Industry Rate
B1501T	Limestone Quarrying for Agricultural or Industrial Purposes	0.7650%	2.6790%
B1502V	Clays Quarrying	2.3420%	1.8490%
B1504X	Salt Production by Evaporation, Mining, Crushing, Screening or Washing	0.2290%	0.7440%
B1505A	Non-Metallic Minerals n.e.c. Mining, Quarrying, Crushing or Screening	1.7020%	2.5740%
B1611F	Petroleum Exploration (Own Account)	0.3980%	0.4520%
B1612J	Mineral Exploration n.e.c. (Own Account)	0.3980%	0.4520%
B1620J	Mining and Exploration Services n.e.c. on a Contract or Fee Basis	0.3980%	0.4520%
C2115L	Meat Products Mfg (Excluding Small Goods and Poultry Products and Including Fertilizers and Meal from Abattoir By-Products and Rendering Tallow)	3.4530%	8.3400%
C2116R	Poultry Products Mfg (Including Poultry Offal, Meal and Poultry Smallgoods)	2.8860%	5.9870%
C2117T	Bacon, Ham and Smallgoods n.e.c. Mfg (Including Rendering Lard)	1.4530%	5.8710%
C2121J	Liquid Milk and Cream Grading, Filtering, Testing, Chilling or Mfg, Bottling or Cartoning (Including Cultured Buttermilk and Yoghurt)	1.1410%	2.9090%
C2122K	Butter Mfg (Including Casein, Butter Oil, Ghee, Buttermilk (Not Cultured) and Dried Skim Milk)	1.4700%	2.0630%
C2123L	Cheese Mfg (Including Cheese Products and Whey)	1.9010%	3.5670%
C2124R	Ice Cream and Frozen Confections Mfg (Excluding Ice Cream Mixes and Milk Based Soft Serve Mixes)	0.9280%	1.9940%
C2125T	Milk Products n.e.c. Mfg (Including Condensed, Concentrated, Evaporated n.e.c. and Canned Milk and Milk Products)	1.4750%	2.8870%
C2131L	Fruit Products Mfg (Including Canned, Bottled, Preserved, Quick Frozen and Dried but not Sun-Dried)	1.9290%	3.6970%
C2132R	Vegetable Products and Mixed Meat and Vegetable or Cereal Products Mfg (Including Canned, Bottled, Preserved, Quick Frozen and Dehydrated)	1.9290%	3.6970%
C2140R	Margarine and Oils and Fats n.e.c. Mfg	1.0150%	1.4090%
C2151W	Flour Mill Products Mfg (Excluding Cornflour and Rice Flour)	2.3440%	1.3930%
C2152X	Starch, Gluten and Starch Sugars Mfg (Including Arrowroot and Cornflour)	2.3440%	1.3930%

WorkCover Industry Classification	WorkCover Industry Description	Industry Claims Cost Rate	Industry Rate
C2153A	Cereal Foods and Baking Mixes Mfg (Including Rice Flour, Pasta, Jelly Crystals and Custard Powder)	1.6420%	4.0300%
C2161A	Bread Mfg	1.8900%	3.2300%
C2162C	Cakes and Pastries, Pies etc. Mfg (Including Canned and Frozen Bakery Products)	2.0500%	3.7070%
C2163F	Biscuits Mfg (Including Unleavened Bread)	2.7750%	5.5930%
C2171F	Raw Sugar Mfg (Including Unrefined Sugar and Molasses)	1.5770%	2.9390%
C2173K	Sugar Confectionery, Chocolate and Cocoa Products Mfg	2.4930%	4.4940%
C2174L	Processed Seafoods Mfg (Including Vessels which Process but do not Catch Seafoods)	1.6400%	3.3570%
C2175R	Prepared Animal and Bird Foods Mfg (Including Cereal Meal, Grain, Offal and Crushed Wholegrain for Fodder Excluding Rice and Rye)	1.6090%	3.3380%
C2176T	Food Products n.e.c. Mfg (Including Honey, Ice, Cooking and Table Salt and Refined Sugar)	1.5770%	2.9390%
C2185V	Soft Drinks, Cordials and Syrups Mfg (Including Bottling and Canning)	1.2580%	1.8560%
C2186W	Beer, Ale, Stout or Porter Mfg (Including Bottling and Canning)	0.4860%	1.0150%
C2187X	Malt Mfg	0.4860%	1.0150%
C2188A	Wine, Brandy, Fortifying Spirits, Fermented Cider and Wine Vinegar Mfg (Including Blending)	1.3800%	2.0680%
C2189C	Alcoholic Beverages n.e.c. Mfg (Including Blending)	1.3800%	2.0680%
C2190L	Tobacco Products Mfg	1.6250%	1.6640%
C2340J	Yarns and Broadwoven Fabrics Mfg	2.9840%	5.4840%
C2341K	Cotton Ginning	2.0090%	6.3400%
C2342L	Wool Scouring and Top Making (Including Fellmongering, Scouring, Carbonising, Carding, Combing and Mfg Tops)	2.0090%	6.3400%
C2348A	Narrow Woven (30cm or Less in Width) and Elastic Textiles (Narrow, Broadwoven or Knitted) Mfg	2.9840%	5.4840%
C2349C	Textile Finishing (Including Bleaching, Dyeing, Printing, Pleating and Other Finishing of Threads, Fabrics and Other Textiles (Excluding Clothing))	2.0090%	6.3400%
C2351R	Household Textiles (Excluding Floor Coverings and Curtains) Mfg	1.5910%	3.0450%
C2352T	Textile Floor Coverings (Excluding Felt) Mfg (Including Carpets, Rugs of Textiles, Mats, Matting of Jute, Twisted Paper and Rags)	1.6020%	4.6480%

WorkCover Industry Classification	WorkCover Industry Description	Industry Claims Cost Rate	Industry Rate
C2353V	Felt and Felt Products Mfg (Including Underfelt)	1.5910%	3.0450%
C2354W	Canvas and Associated Products n.e.c. Mfg (Excluding Firehose and Luggage)	1.0130%	1.9330%
C2355X	Rope, Cordage and Twine and Related Products Mfg	1.5910%	3.0450%
C2356A	Textile Products n.e.c. Mfg	1.5910%	3.0450%
C2441V	Hosiery Mfg	1.5910%	3.0450%
C2442W	Cardigans and Pullovers or Similar Garments Mfg	1.5910%	3.0450%
C2443X	Knitted Goods n.e.c. Mfg	1.5910%	3.0450%
C2450W	Clothing Mfg (Excluding the Knitting of Clothing and Footwear)	0.7430%	2.0310%
C2460A	Footwear or Footwear Components Mfg	1.7940%	6.3270%
C2531X	Log Sawmilling	5.5020%	6.1450%
C2532A	Resawn and Dressed Timber Mfg (Including Kiln Drying and Seasoning)	3.1710%	5.0530%
C2533C	Veneers and Manufactured Boards of Wood Mfg (Including Laminations of Timber with Non-Timber Materials)	1.4390%	3.4860%
C2534F	Wooden Doors Mfg (Including Wooden Framed Doors)	2.0090%	3.2810%
C2535J	Wooden Structural Fittings and Joinery n.e.c. Mfg (Excluding On-Site Fabrication with Installation)	2.0090%	3.2810%
C2536K	Wooden Containers Mfg (Including Pallets and Staves)	2.2630%	4.3180%
C2537L	Woodchips Mfg	5.5020%	6.1450%
C2538R	Wood Products n.e.c. Mfg (Including Cork, Bamboo and Cane Products, Picture Framing and Chemically Preserving Timber)	1.4400%	2.4510%
C2541C	Furniture (Except Sheet Metal) Mfg, Reupholstery, French Polishing, Shop Fitting Manufacture and Installation n.e.c.	1.8110%	2.8950%
C2542F	Mattresses, Pillows or Cushions Mfg (Excluding Rubber)	1.7870%	3.0020%
C2631J	Pulp, Paper and Paperboard Mfg (Excluding Paper Stationery, Bitumen and Tar Treated Paper and Paperboard, Chemically Treated Photocopy Papers, Sensitised Photograph Papers and Coated Papers)	1.3640%	2.5950%
C2632K	Paper Bags Mfg (Including Textile Bags)	0.9720%	3.7410%
C2633L	Solid Fibreboard Containers Mfg	2.3760%	2.2550%
C2634R	Corrugated Fibreboard Containers or Sheeting Mfg	1.9670%	3.1080%

WorkCover Industry Classification	WorkCover Industry Description	Industry Claims Cost Rate	Industry Rate
C2635T	Paper Products n.e.c. Mfg	2.3700%	4.0960%
C2641L	Publishing (Including Sale of Advertising Space for Own Publications)	0.2470%	0.4770%
C2642R	Printing and Publishing	1.6580%	2.5350%
C2643T	Paper Stationery Mfg (Excluding Commission Printing)	1.6230%	2.3650%
C2644V	Commercial or Job Printing and Bookbinding	1.0520%	1.8720%
C2645W	Printing Trades Services n.e.c. (Including Phototypesetting)	0.5090%	0.5640%
C2751A	Chemical or Chemical Based Fertilisers Mfg	0.9450%	1.5940%
C2752C	Industrial Gases Mfg (Excluding Gases from Petroleum Mining and Refining)	0.7700%	1.9050%
C2753F	Synthetic Resins, Rubber and Plastic Materials Mfg	1.4740%	2.3810%
C2759V	Industrial Chemicals n.e.c. Mfg	1.3090%	1.8140%
C2761F	Ammunition, Explosives, Fireworks And Matches Mfg	7.5420%	4.6910%
C2762J	Paints (Excluding Bituminous Paints) Mfg (Including Lacquers, Prepared Thinners and Removers, Prepared Tinting Colours, Fillers and Putty)	1.3560%	2.6320%
C2763K	Pharmaceutical and Veterinary Products Mfg	0.9370%	1.3630%
C2764L	Pesticides Mfg	0.5670%	0.7510%
C2765R	Soap and Other Detergents Mfg (Including Disinfectants, Glycerine and Candles)	2.0090%	2.9710%
C2766T	Cosmetics and Toilet Preparations n.e.c. Mfg	1.4250%	1.4640%
C2767V	Inks or Printers Roller Composition Mfg	0.8830%	1.3590%
C2768W	Chemical Products n.e.c. Mfg	2.2870%	2.7490%
C2770J	Petroleum Refining	1.4770%	1.7740%
C2780L	Petroleum and Coal Products n.e.c. Mfg (Including Recovery of Lubricating Oil and Grease from Used Petroleum Waste Products)	1.4770%	1.7740%
C2850J	Glass and Glass Products Mfg (Excluding Glass Wool and Products, Glass Mirrors and Glazing)	1.4210%	2.9090%
C2861R	Clay Bricks Mfg (Excluding Refractory Bricks)	2.7930%	6.0860%
C2862T	Refractory Products Mfg	2.7930%	6.0860%
C2863V	Ceramic Tiles and Pipes or Other Ceramic Construction Goods Mfg (Excluding Vitreous China and Porcelain)	0.3690%	2.1670%
C2864W	Ceramic Goods n.e.c. Mfg	2.6210%	4.4560%
C2871V	Cement Mfg (Including Portland Cement)	1.9200%	4.3210%

WorkCover Industry Classification	WorkCover Industry Description	Industry Claims Cost Rate	Industry Rate
C2872W	Ready Mixed Concrete or Mortar Mfg	1.7070%	3.3570%
C2873X	Concrete Pipes and Box Culverts Mfg	3.7460%	4.7900%
C2874A	Concrete Products n.e.c. Mfg (Excluding Asbestos Cement Products)	3.0330%	4.3800%
C2881X	Plaster Products and Expanded Minerals Mfg	2.3840%	3.1820%
C2882A	Stone Products Mfg (Including Installation of Headstones)	1.5610%	5.0370%
C2883C	Glass Wool and Mineral Wool Products Mfg	2.3270%	3.5930%
C2884F	Non-Metallic Mineral Products n.e.c. Mfg	2.3270%	3.5930%
C2941R	Iron and Steel Basic Products Mfg	1.8700%	3.3000%
C2942T	Iron Casting	3.2470%	4.9320%
C2943V	Steel Casting	5.4190%	6.5270%
C2944W	Iron and Steel Forging	1.9180%	3.3550%
C2945X	Seamless or Welded Steel Pipes or Tubes, Ferrous Metal Pipe or Tube Fittings Mfg (Excluding Cast and Forged)	0.8410%	1.9100%
C2951V	Copper Smelting, Refining, Recovery (Excluding Secondary Recovery from Scrap)	1.4610%	4.8270%
C2952W	Silver, Lead, Zinc Smelting, Refining, Recovery (Excluding Secondary Recovery from Scrap)	1.4610%	4.8270%
C2953X	Alumina Mfg	1.4610%	4.8270%
C2954A	Aluminium Smelting, Recovery (Excluding Secondary Recovery from Scrap)	1.4610%	4.8270%
C2955C	Nickel Smelting, Refining, Recovery (Excluding Secondary Recovery from Scrap)	1.4610%	4.8270%
C2956F	Non-Ferrous Metals n.e.c. Smelting, Refining, Recovery (Including Manufacture of Powders and Flakes, Refining of Molybdenum, Tantalum and Tungsten and Excluding Secondary Recovery from Scrap)	1.4610%	4.8270%
C2957J	Secondary Recovery and Alloying of Non-Ferrous Metals n.e.c. from Scrap (Including Tin Solder, Liquid Soldering and Welding Flux Mfg)	1.4610%	4.8270%
C2961X	Aluminium Rolling, Drawing, Extruding	1.4610%	4.8270%
C2962A	Non-Ferrous Metals n.e.c. Rolling, Drawing, Extruding	1.4610%	4.8270%
C2963C	Non-Ferrous Metal Casting or Forging	1.9180%	3.3550%
C3141K	Structural Steel Fabricating	1.7200%	3.2210%
C3142L	Architectural Aluminium Products Mfg (Including Prefabricated Buildings Mfg)	1.5240%	2.8180%

WorkCover Industry Classification	WorkCover Industry Description	Industry Claims Cost Rate	Industry Rate
C3143R	Architectural Metal Products n.e.c. Mfg	1.8260%	3.6620%
C3151R	Metal Containers Mfg (Including Metal Drum Reconditioning)	2.2030%	3.8620%
C3152T	Sheet Metal Furniture Mfg	1.5160%	2.5640%
C3153V	Sheet Metal Products n.e.c. Mfg	1.7280%	2.9780%
C3161V	Cutlery and Hand Tools n.e.c. Mfg (Excluding Wood, Pneumatic and Power Operated n.e.c. Tools)	0.5630%	3.3390%
C3162W	Springs and Wire Products Mfg (Including Fence Posts and Droppers of Rolled Steel)	1.5010%	2.4680%
C3163X	Metal Nuts, Bolts, Screws, Rivets or Washers Mfg	1.7550%	3.1580%
C3164A	Metal Coating and Finishing (Including Metal Coating of Non-Metal Products)	2.4520%	3.8780%
C3165C	Non-Ferrous Steam, Gas and Water Fittings, Valves or Valve Parts Mfg	0.1800%	1.9180%
C3166F	Boiler and Plate Work (Including Installation of Factory Assembled Industrial and Commercial Boilers)	1.6820%	2.3270%
C3167J	Metal Blinds and Awnings Mfg (Including Venetian Blinds of any Material)	1.4270%	2.7650%
C3168K	Fabricated Metal Products n.e.c. Mfg	1.4270%	2.7650%
C3231R	Motor Vehicles Mfg or Assembling	1.7620%	2.9480%
C3232T	Motor Vehicle Bodies, Trailers, Caravans Mfg, Assembling or Building	2.6380%	3.9630%
C3233V	Motor Vehicle Instruments, Electrical Parts or Equipment n.e.c. and Heaters (Excluding Batteries) Mfg	1.1440%	2.3260%
C3234W	Motor Vehicle Parts n.e.c. Mfg (Including Motor Vehicle Engine Reconditioning)	1.9440%	3.5360%
C3241V	Ship Building, Converting, Refitting or Repairing (Including Floating Docks, Drilling Rigs, 37 Kw Brake Power and Over Marine Diesel Inboard Engines)	2.0840%	2.3020%
C3242W	Boat and Yacht Building, Converting, Refitting or Repairing (Under 50 Tonnes Displacement)	1.8680%	4.1370%
C3243X	Railway Rolling Stock and Locomotives Mfg or Repairing (Including Tramway Rolling Stock)	0.9980%	1.8840%
C3244A	Aircraft Building, Assembling or Repairing (Including Aircraft Engines and Parts)	1.1420%	1.2420%
C3245C	Transport Equipment n.e.c. Mfg	1.3400%	2.6300%

WorkCover Industry Classification	WorkCover Industry Description	Industry Claims Cost Rate	Industry Rate
C3341C	Photographic Equipment or Supplies and Optical Instruments or Equipment Mfg (Including Grinding Optical Lenses)	0.3470%	0.7380%
C3342F	Photographic Film Processing	0.0980%	0.4380%
C3343J	Measuring, Professional and Scientific Instruments or Equipment n.e.c. Mfg (Including Watches, Clocks and other Timing Instruments)	0.3470%	0.7380%
C3351J	Radio and TV Receivers; Audio Equipment Mfg (Including Records, Tapes, Compact Discs and Video Tapes)	0.4490%	0.9240%
C3352K	Electronic Equipment or Parts n.e.c. Mfg	0.4490%	0.9240%
C3353L	Refrigerators, Household Appliances and Lawn Mowers Mfg	0.7920%	2.0290%
C3354R	Water Heating Systems Mfg	1.7960%	0.5930%
C3355T	Electric and Telephone Cable and Wire Mfg	2.5590%	4.0270%
C3356V	Batteries Mfg	1.1600%	2.3120%
C3357W	Electrical Machinery, Equipment, Supplies, Components and Accessories n.e.c. Mfg (Including Powder, Paste and Crystal Soldering and Welding Flux)	1.1600%	2.3120%
C3361L	Agricultural Machinery or Equipment, or Tractors (Excluding Crawler Tractors), for Agricultural Use, Mfg	1.9780%	2.7800%
C3362R	Construction or Earthmoving Machinery, Equipment or Attachments Mfg (Including Wheeled and Crawler Tractors)	1.3510%	2.3460%
C3363T	Materials Handling Equipment Mfg	2.2410%	2.7950%
C3364V	Wood and Metal Working Machinery or Equipment Mfg	0.5290%	0.9570%
C3365W	Pumps and Compressors Mfg	1.2030%	1.6750%
C3366X	Commercial Space Heating and Cooling Equipment or Parts Mfg	1.2160%	2.2600%
C3367A	Dies, Saw Blades and Machine Tool Accessories or Attachments Mfg (Including Micrometers etc., Saw Sharpening and Reconditioning)	1.0110%	1.9650%
C3368C	Food Processing Machinery Mfg	1.7900%	3.6260%
C3369F	Industrial Machinery and Equipment n.e.c. Mfg (Including Installation of Lifts and Escalators, Mfg, Repairing and Reconditioning Marine Inboard Diesel Engines Less than 37 Kw Brake Power and Marine Outboard Motor Mfg)	1.0340%	2.0280%

WorkCover Industry Classification	WorkCover Industry Description	Industry Claims Cost Rate	Industry Rate
C3370R	General Engineering with Activities in Three or More Classes in Subdivisions 31, 32, 33 and Less than 20 Employees	1.6830%	2.8440%
C3451T	Leather, Animal Skins or Furs Tanning, Currying, Dressing, Finishing, Dyeing, Embossing or Japanning	3.0080%	5.1780%
C3452V	Leather and Leather Substitute Goods n.e.c. Mfg (Excluding Footwear and Clothing)	1.5090%	1.3590%
C3461W	Rubber Tyres, Tubes, Belts, Hose and Sheets Mfg (Including Tyre Reconditioning)	2.6910%	3.6180%
C3462X	Rubber Products n.e.c. Mfg (Excluding Footwear and Clothing)	1.7930%	2.5970%
C3471A	Flexible Packaging and Plastic Coated and Abrasive Papers Mfg (Including Sheeting, Bags, Packets etc.)	2.1270%	3.2660%
C3472C	Rigid Plastic Sheeting Mfg (Including Laminated and Fibreglass Reinforced)	1.8220%	3.1430%
C3473F	Hard Surface Floor Coverings n.e.c. Mfg (Excluding Cork and Rubber)	2.6660%	2.1500%
C3474J	Plastic Products n.e.c. Mfg	1.8220%	3.1430%
C3481F	Ophthalmic Articles Mfg (Including Grinding Spectacle Lenses)	0.0820%	0.4410%
C3482J	Jewellery and Silverware Mfg (Including Costume Jewellery and Cutting or Polishing Stones)	0.3530%	0.7360%
C3483K	Brooms and Brushes, Coir Mats and Matting Mfg	1.3840%	4.8380%
C3484L	Signs and Advertising Displays Mfg (Including Sign and Ticket Writing)	0.9390%	1.6740%
C3485R	Sporting Equipment Mfg (Excluding Clothing, Footwear and Transport Equipment)	1.7420%	1.8360%
C3486T	Writing and Marking Equipment n.e.c. Mfg (Including Typewriter Ribbon)	1.7770%	1.8160%
C3487V	Manufacturing n.e.c.	1.7770%	1.8160%
D3610R	Electricity Generation, Transmission or Distribution	0.3120%	0.7500%
D3620V	Gas Mfg or Distributing	0.1500%	0.3440%
D3701W	Water Supply (Including Operating Irrigation Systems)	0.6690%	1.0190%
D3702X	Sewerage and Stormwater Drainage (Including Sewage Treatment Plants)	0.5410%	1.3420%
E4101K	House Construction, Private Sector	0.9860%	1.7870%
E4102L	House Construction, Non-Private Sector	0.9860%	1.7870%
E4103R	Residential Building Construction n.e.c.	0.9720%	1.8440%
E4107X	Non-Residential Building Construction	1.2380%	2.3770%

WorkCover Industry Classification	WorkCover Industry Description	Industry Claims Cost Rate	Industry Rate
E4131X	Road and Bridge Construction or General Repair	1.6040%	3.1420%
E4135J	Non-Building Construction n.e.c., Private Sector	0.9110%	1.9700%
E4136K	Non-Building Construction n.e.c., Non-Private Sector	0.9110%	1.9700%
E4231J	Concreting	1.8140%	3.5750%
E4232K	Bricklaying	2.5020%	4.4080%
E4233L	Roof Tiling	3.2280%	4.4270%
E4234R	Floor and Wall Tiling of Ceramic, Concrete or Cut Stone Tiles Only	1.8050%	3.7390%
E4251T	Structural Steel Erection	1.9570%	3.2280%
E4252V	Plumbing, Draining or Septic Tank Installation	1.0460%	1.8290%
E4253W	Electrical Work (Excluding Repair of Electric Appliances)	0.5200%	1.0580%
E4254X	Earthmoving and Dredging (Including Hire of Earthmoving Equipment with Operators)	1.2110%	2.1230%
E4261W	Heating and Air Conditioning Installation (Excluding Motor Vehicle Air-Conditioning)	0.8510%	1.5600%
E4262X	Plastering and Plaster Fixing or Finishing	2.0670%	3.7140%
E4263A	Carpentry (Excluding Installation of Fabricated Cupboards etc.)	1.5730%	3.5510%
E4264C	Painting, Decorating or Wall Papering	1.6500%	4.7550%
E4265F	Floor Coverings Laying (Excluding Floor Tiling of Ceramic, Concrete or Cut Stone Tiles)	2.2170%	3.8470%
E4269R	Special Trades n.e.c.	1.7330%	3.4760%
F4610J	General Agencies Dealing in Combination of Goods in Three or More Industry Codes	0.0380%	0.3100%
F4627C	Timber Agencies (Excluding Firewood)	0.6740%	1.3200%
F4628F	Builders Hardware Agencies n.e.c.	0.6740%	1.3200%
F4631V	Farm and Construction Machinery and Parts Agencies	0.1330%	0.3100%
F4632W	Motor Vehicle Parts or Accessories Agencies	0.1330%	0.3100%
F4633X	Professional Equipment and Parts Agencies	0.1330%	0.3100%
F4634A	Office or Business Machines or Equipment and Parts Agencies (Including Computers)	0.1330%	0.3100%
F4635C	Electrical and Electronic Equipment and Parts Agencies n.e.c.	0.1330%	0.3100%
F4636F	Machinery and Equipment and Parts Agencies n.e.c.	0.1330%	0.3100%
F4641X	Petroleum Products Agencies	0.0020%	0.3100%
F4642A	Iron and Steel Agencies	0.0360%	0.5250%
F4643C	Metal Scrap Agencies	0.0360%	0.5250%

WorkCover Industry Classification	WorkCover Industry Description	Industry Claims Cost Rate	Industry Rate
F4644F	Minerals and Metals Agencies n.e.c.	0.0360%	0.5250%
F4645J	Chemicals and Allied Products Agencies n.e.c.	0.0020%	0.3100%
F4651C	Wool Selling Brokers; Stock and Station Agencies	0.2670%	0.5100%
F4652F	Wool Buying Agencies	0.2670%	0.5100%
F4653J	Cereal Grains Agencies	0.2670%	0.5100%
F4654K	Farm Produce Agencies n.e.c.	0.2670%	0.5100%
F4661J	Meat Agencies (Excluding Poultry, Rabbit, Horse and Kangaroo)	0.2760%	0.4050%
F4662K	Smallgoods and Dairy Products Agencies (Including Poultry and Rabbit Meat)	0.2760%	0.4050%
F4663L	Fresh or Frozen Fish Agencies	0.2760%	0.4050%
F4664R	Fruit and Vegetable Agencies	0.2760%	0.4050%
F4665T	Egg Agencies	0.2760%	0.4050%
F4666V	Confectionery and Soft Drink Agencies	0.2760%	0.4050%
F4667W	Beer, Wine and Spirits Agencies	0.2760%	0.4050%
F4668X	Tobacco Products Agencies	0.2760%	0.4050%
F4669A	Grocery Agencies n.e.c.	0.2760%	0.4050%
F4671L	Menswear Agencies	0.1060%	0.3100%
F4672R	Womens and Infants Wear Agencies	0.1060%	0.3100%
F4673T	Footwear Agencies	0.1060%	0.3100%
F4674V	Textile Products Agencies	0.1060%	0.3100%
F4681T	Household Appliance Agencies	0.2070%	0.4880%
F4682V	Domestic Hardware Agencies	0.2070%	0.4880%
F4683W	Furniture Agencies	0.2070%	0.4880%
F4684X	Floor Coverings Agencies	0.2070%	0.4880%
F4691W	Photographic Equipment or Supplies Agencies	0.2500%	0.3100%
F4692X	Jewellery, Watches, Precious Stones or Silverware Agencies	0.2500%	0.3100%
F4693A	Toys and Sporting Goods Agencies	0.2500%	0.3100%
F4694C	Pulp, Paper, Paper Products and Books Agencies	0.2500%	0.3100%
F4695F	Pharmaceuticals and Toiletries Agencies	0.2500%	0.3100%
F4696J	Agencies n.e.c.	0.0730%	0.3100%
F4710T	General Wholesalers Dealing in Combination of Goods in Three or More Industry Codes	0.5110%	1.4760%
F4727L	Timber Merchants (Excluding Firewood)	1.1670%	2.6720%
F4728R	Builders Hardware, Wholesalers n.e.c. (Including Cutting, Bevelling and Coating of Flat Glass and Glazing)	0.9620%	1.5810%

WorkCover Industry Classification	WorkCover Industry Description	Industry Claims Cost Rate	Industry Rate
F4731C	Farm and Construction Machinery, Equipment and Parts Wholesalers	1.1000%	1.7890%
F4732F	Motor Vehicle Parts Wholesalers (Excluding Motor Cycle Parts and Accessories)	0.9270%	1.8860%
F4733J	Professional Equipment Wholesalers	0.2530%	0.4150%
F4734K	Office and Business Machines or Equipment or Parts Wholesalers (Including Computers)	0.1470%	0.3690%
F4735L	Electrical and Electronic Equipment Wholesalers n.e.c.	0.2720%	0.6200%
F4736R	Machinery, Parts or Equipment Wholesalers n.e.c.	0.5900%	1.0120%
F4741J	Petroleum Products Wholesalers (Including Blending Industrial and Lubricating Oils from Refinery Base Stock)	0.7350%	1.1100%
F4742K	Iron and Steel Merchants (Excluding Scrap)	1.3920%	2.7310%
F4743L	Metal Scrap Merchants	1.3200%	3.2830%
F4744R	Minerals and Metals Wholesalers n.e.c.	0.7750%	1.3640%
F4745T	Chemicals or Allied Products Wholesalers n.e.c.	0.4730%	0.7270%
F4751L	Wool Sellers; Farm Supplies Wholesalers	0.7200%	0.9000%
F4752R	Wool Buyers and Merchants (Including Wool, Skins, Hides and Tallow)	1.3820%	1.5910%
F4753T	Cereal Grains Wholesalers	0.3930%	0.8190%
F4754V	Farm Produce Wholesalers n.e.c.	0.8880%	1.1980%
F4761T	Meat Wholesalers (Excluding Poultry, Rabbit, Horse and Kangaroo)	1.4670%	3.1360%
F4762V	Smallgoods and Dairy Products Wholesalers (Including Rabbit and Poultry)	1.1670%	2.2340%
F4763W	Fresh or Frozen Fish Wholesalers	1.8060%	3.6470%
F4764X	Fruit and Vegetable Wholesalers (Including Washing and Packing)	1.0640%	1.7970%
F4765A	Egg Wholesalers (Including Pulping, Dehydrating and Preserving)	1.1670%	2.2340%
F4766C	Confectionery and Soft Drink Wholesalers	0.5090%	1.3960%
F4767F	Beer, Wine and Spirits Wholesalers (Including Breaking Down Bulk Quantities and Bottling)	1.1310%	1.2790%
F4768J	Tobacco Products Wholesalers (Excluding Leaf Tobacco)	1.1310%	1.2790%
F4769K	Grocery Wholesalers n.e.c. (Including Blending Tea and Repacking)	1.6420%	2.5240%
F4771W	Menswear Wholesalers	0.4320%	0.8240%

WorkCover Industry Classification	WorkCover Industry Description	Industry Claims Cost Rate	Industry Rate
F4772X	Women's and Infant's Wear Wholesalers	0.4970%	1.1510%
F4773A	Footwear Wholesalers	0.3650%	1.2970%
F4774C	Textile Products Wholesalers	0.4260%	1.3690%
F4781A	Household Appliance Wholesalers	0.4160%	0.6160%
F4782C	Domestic Hardware Wholesalers (Including Garden Tools and Supplies)	0.7780%	1.3230%
F4783F	Furniture Wholesalers (Excluding Canvas Blinds)	0.8620%	1.9390%
F4784J	Floor Coverings Wholesalers (Excluding Ceramic Tiles)	0.6940%	1.1040%
F4791F	Photographic Equipment Or Supplies Wholesalers	0.2770%	0.5010%
F4792J	Jewellery, Watches, Precious Stones or Silverware or Parts Wholesalers	0.1940%	0.5610%
F4793K	Toys and Sporting Goods Wholesalers (Excluding Clothing, Footwear, Tents)	0.3080%	0.8520%
F4794L	Pulp, Paper, Paper Products and Books Wholesalers (Including Office Supplies)	0.9040%	1.3470%
F4795R	Pharmaceuticals and Toiletries Wholesalers (Excluding Veterinary Medicines)	0.5670%	1.1750%
F4796T	Wholesalers n.e.c.	0.7470%	1.7640%
F4814K	Department Stores	0.6410%	1.9820%
F4815L	General Stores	0.5160%	1.6610%
F4821J	Furniture, Second-Hand, Dealers	0.1250%	0.8820%
F4829A	Second-Hand Goods n.e.c. Dealers	1.4110%	2.5180%
F4840R	Clothing or Clothing Accessories Stores (Including Tailoring, Dressmaking, Repairing and Altering)	0.4110%	0.8940%
F4845A	Footwear Stores	0.4520%	0.9310%
F4846C	Shoe Repairers	1.3380%	3.1530%
F4847F	Fabrics and Household Textile Stores	0.9210%	1.3170%
F4848J	Floor Coverings Stores (Excluding Ceramic Floor Tiles)	0.6920%	2.4790%
F4849K	Furniture Stores	0.8810%	1.7520%
F4852X	Builders Hardware Stores	1.0890%	1.9330%
F4853A	Domestic Hardware Stores (Including Repairing Lawn Mowers, Locks and Key Duplication)	0.8710%	1.5000%
F4854C	Watchmakers and Jewellers (Including Repairing)	0.1620%	0.7140%
F4855F	Music and Musical Instruments Stores (Including Repairing)	0.2480%	0.3100%
F4856J	Household Appliance Stores (Including Repairing Non-Electric Appliances and Hiring)	0.4070%	0.6870%

WorkCover Industry Classification	WorkCover Industry Description	Industry Claims Cost Rate	Industry Rate
F4857K	Electric Appliance Repairers n.e.c. (Including Installing)	0.6180%	1.0710%
F4861A	New Motor Vehicle Dealers (Including Leasing and Hiring for One Year or More and Repairing)	0.6120%	1.2590%
F4862C	Used Motor Vehicle Dealers (Including Parts)	0.6120%	1.2590%
F4863F	Farm and Construction Machinery and Parts Dealers (Including Repairing, Leasing and Hiring for One Year or More from Own Stocks)	0.4780%	1.6390%
F4864J	Service Stations (Excluding Repairs)	0.7280%	1.6570%
F4865K	Smash Repairers (Including Towing Service)	0.9220%	1.7020%
F4866L	Motor Cycle Dealers (Including Parts, Accessories and Repairing)	0.2320%	0.6830%
F4867R	Boat and Caravan Dealers (Including Hiring of Caravans, Repairing, Reconditioning Marine Outboard Engines)	0.9170%	1.5430%
F4868T	Tyre and Battery Retailers (Including Repairing Tyres and Tubes)	1.6800%	3.3900%
F4869V	New Motor Vehicle Parts or Accessories Retailers n.e.c.	0.5780%	0.9840%
F4878W	Bread Vendors	0.5440%	1.1430%
F4879X	Milk Vendors	0.5440%	1.1430%
F4881K	Grocers, Confectioners and Tobacconists (Including Self Service)	1.1890%	1.7930%
F4882L	Butchers (Including Poultry)	1.2900%	2.8400%
F4883R	Fruit and Vegetable Stores	0.7190%	1.3970%
F4884T	Liquor Stores	0.1330%	0.5630%
F4885V	Bread and Cake Stores (Including Baking and Retailing Bread, Cakes and Pastries at Same Workplace)	0.9190%	1.6750%
F4886W	Fish Shops; Take Away Food and Milk Bars	0.5780%	1.2650%
F4891R	Pharmacies	0.2880%	0.5310%
F4892T	Photographic Equipment Stores (Including Hiring and Repairing and Excluding Business Machines)	0.0770%	0.3100%
F4893V	Sports and Toy Stores (Including Hiring and Repairing)	0.3590%	0.6500%
F4894W	Newsagents, Stationers and Booksellers (Excluding Office and School Supplies)	0.2510%	0.4680%
F4896A	Nurserymen and Florists (Excluding Growing and Wholesaling Stock)	0.7690%	1.3590%

WorkCover Industry Classification	WorkCover Industry Description	Industry Claims Cost Rate	Industry Rate
F4897C	Office and Business Equipment, Stationery and Supplies Retailer	0.2770%	0.4070%
F4899J	Retailing n.e.c.	0.5440%	1.1430%
G5111J	Long Distance Interstate Road Freight Transport	2.2560%	5.6340%
G5112K	Long Distance Intrastate Road Freight Transport	2.0660%	4.2810%
G5113L	Short Distance Road Freight Transport	2.0660%	4.2810%
G5114R	Road Freight Forwarding	1.7440%	6.0230%
G5131T	Long Distance Bus Transport	1.1470%	1.4440%
G5133W	Short Distance Bus Transport (Including Tramway), Private Sector	1.2000%	2.2390%
G5134X	Short Distance Bus Transport (Including Tramway), Non-Private Sector	1.2000%	2.2390%
G5135A	Taxi and Other Road Passenger Transport (Including Taxi Radio Base Operation)	0.5030%	1.9850%
G5200K	Rail Transport (Including Provision of Services Allied to Railway Transport)	0.8340%	1.6840%
G5307K	International Sea Transport (Including Chartering and Leasing Ships With Crew)	0.0170%	0.3100%
G5308L	Coastal Water Transport (Including Chartering and Leasing Ships With Crew)	1.6240%	3.1000%
G5309R	Inland Water Transport (Excluding Tug Boats and Lighters and Including Chartering and Leasing with Crew)	1.6240%	3.1000%
G5405R	Scheduled International Air Transport of Resident Airlines	0.7830%	1.4840%
G5406T	Scheduled Domestic Air Transport	0.7830%	1.4840%
G5407V	Non-Scheduled Air Transport (Including Operating Flying Schools)	0.7830%	1.4840%
G5500L	Other Transport (Including Pipeline Operation n.e.c.)	0.8840%	1.7110%
G5711L	Motor Vehicle Hire Without Drivers for Periods Less than One Year	0.7130%	0.8530%
G5712R	Parking Services	0.7420%	1.4530%
G5713T	Services To Road Transport n.e.c.	0.7420%	1.4530%
G5721T	Stevedoring	2.7680%	5.2570%
G5722V	Water Transport Terminals	2.7680%	5.2570%
G5723W	Shipping Agents	0.2500%	0.8960%
G5724X	Services to Water Transport n.e.c. (Excluding Marina Facilities for Pleasure Craft)	0.4820%	0.8730%

WorkCover Industry Classification	WorkCover Industry Description	Industry Claims Cost Rate	Industry Rate
G5730V	Services to Air Transport (Including Aircraft Charter Without Crew for Less than One Year)	1.3060%	1.2350%
G5741A	Travel Agency Services (Including Non-Resident Airlines Operation)	0.1280%	0.3100%
G5742C	Freight Forwarding (Except Road)	0.6790%	1.3020%
G5743F	Customs Agency Services	0.1480%	0.3100%
G5744J	Other Services to Transport n.e.c. (Excluding Railways)	0.8840%	1.7110%
G5801T	Grain Storage	0.6500%	2.3750%
G5802V	Cold Storage (Including Cool and Controlled Atmosphere)	2.4030%	4.3960%
G5803W	Storage n.e.c. (Including Bond Store)	1.3580%	3.6440%
H5901A	Unofficial Post Office	0.3480%	0.5130%
H5902M	Telecommunication Services	0.0940%	0.3100%
I6142T	Trading Banks	0.1260%	0.3100%
I6143V	Development Banks	0.1260%	0.3100%
I6144W	Savings Banks	0.1260%	0.3100%
I6151V	Permanent Building Societies	0.2620%	0.3100%
I6152W	Terminating Building Societies	0.2620%	0.3100%
I6153X	Credit Unions	0.2620%	0.3100%
I6154A	Authorised Money Market Dealers	0.0220%	0.3100%
I6155C	Money Market Dealers n.e.c.	0.0220%	0.3100%
I6156F	Financiers n.e.c.	0.0220%	0.3100%
I6161X	Unit Trusts, Land Trusts and Mutual Funds	0.0890%	0.3100%
I6162A	Holding Companies n.e.c.	0.0890%	0.3100%
I6163C	Holder-Investors n.e.c.	0.0190%	0.3100%
I6171C	Stock Exchanges	0.0390%	0.3100%
I6172F	Services to Finance and Investment n.e.c.	0.0390%	0.3100%
I6185T	Corporate Head Office Administration, Private Sector	0.1680%	0.3630%
I6186V	Corporate Head Office Administration, Public Sector	0.1990%	0.8710%
I6231V	Life Insurance	0.0280%	0.3100%
I6232W	Superannuation Funds (Separately Constituted)	0.0540%	0.3100%
I6233X	Health Insurance	0.1890%	0.3850%
I6234A	General Insurance	0.2500%	0.4350%
I6240W	Services to Insurance (Including Brokers and Agencies, Claim Assessment and Adjustment)	0.1150%	0.3100%

WorkCover Industry Classification	WorkCover Industry Description	Industry Claims Cost Rate	Industry Rate
I6310T	Real Estate Agents and Property Managers (Excluding Agricultural and Pastoral Valuing, Managing, Selling, Purchasing and Renting Services)	0.1380%	0.3460%
I6323C	Residential Property Operators (Excluding Provision of Accommodation Services), Private Sector	0.7330%	1.5540%
I6324F	Residential Property Operators (Excluding Provision of Accommodation Services), Non-Private Sector	1.5180%	2.6490%
I6325J	Property Operators and Developers n.e.c. (Excluding Provision of Accommodation Services)	0.1470%	0.6730%
I6334K	Architectural Services (Including Architectural Drafting)	0.0600%	0.3100%
I6335L	Surveying Services (Including Exploration Surveying Services)	0.2390%	0.3100%
I6336R	Technical Services n.e.c. (Including Consultant Engineering, Town Planning)	0.1680%	0.3630%
I6341J	Legal Services	0.1700%	0.3650%
I6342K	Accounting Services (Including Tax Agent)	0.0500%	0.3100%
I6351L	Data Processing Services (Including Software Production and Support)	0.0570%	0.3100%
I6352R	Typing, Copying and Mailing Services	0.4910%	0.8250%
I6353T	Collecting and Reporting Service	1.2420%	1.1400%
I6361T	Advertising Services (Excluding Sale of Advertising Space for Own Publications)	0.1730%	0.3100%
I6362V	Market and Business Consultancy Services	0.0790%	0.3100%
I6363W	Pest Control Services	1.0820%	1.6080%
I6364X	Cleaning Services (Excluding Carpet Cleaning and Steam Cleaning and Sand Blasting of Building Exteriors)	1.8820%	3.6490%
I6365A	Contract Packing Services n.e.c.	1.5160%	2.2990%
I6366C	Protection and Private Enquiry Services	1.5050%	3.0590%
I6367A	Employment Services Administration	0.5000%	0.3630%
I6369K	Business Services n.e.c.	0.1680%	0.3630%
I6390C	Plant Hire and Leasing n.e.c. for Less than One Year, Without Operator, from Stocks Physically Held for that Purpose	1.2050%	2.1840%
J7112W	State Government Administration (Excluding Workplaces Engaged in Identifiable Industry Activity)	0.3240%	0.5940%
J7113X	Local Government Administration (Excluding Workplaces Engaged in Identifiable Industry Activity)	0.9730%	1.4580%

WorkCover Industry Classification	WorkCover Industry Description	Industry Claims Cost Rate	Industry Rate
J7120W	Justice (Operation or Administration)	0.3320%	0.6980%
J7130A	Foreign Government Representation (Including International Organisations Without Identifiable Industry Activity)	0.3240%	0.5940%
K8144J	Hospitals (Excluding Psychiatric Hospitals), Private Sector	0.8260%	1.5430%
K8145K	Hospitals (Excluding Psychiatric Hospitals), Non-Private Sector	0.8260%	1.3200%
K8146L	Psychiatric Hospitals	0.7620%	1.3230%
K8148T	Nursing or Convalescent Homes Providing Nursing or Medical Care as Part of the Basic Service	1.7970%	3.4530%
K8171L	Medical Practice Provided by Registered Medical Practitioners (Including Medical Clinics and Group Practices)	0.1710%	0.3290%
K8172R	Dentistry (Including Dental Hospital and Clinic)	0.1330%	0.3100%
K8173T	Dental Laboratories	0.1330%	0.3100%
K8174V	Optometry and Optical Dispensing (Including Dispensing Hearing Aids)	0.3660%	0.3100%
K8175W	Ambulance Services (Including Aerial)	2.8290%	3.8060%
K8176X	Community Health Centres (Medical)	0.4890%	0.8460%
K8177A	Community Health Centres (Paramedical)	0.8990%	1.4630%
K8178C	Chiropractic or Physiotherapy Practice Provided by Qualified Practitioners	0.1850%	0.3100%
K8179F	Health Services n.e.c.	0.6510%	1.3340%
K8190V	Veterinary Services	0.4200%	0.8710%
K8221A	Preschool Education	0.9140%	1.5610%
K8223F	Primary Schools, Private Sector	0.3380%	0.5700%
K8224J	Primary Schools, Non-Private Sector	0.5470%	1.0010%
K8225K	Secondary Schools, Private Sector	0.4000%	0.7350%
K8226L	Secondary Schools, Non-Private Sector	0.8150%	1.3020%
K8227R	Combined Primary and Secondary Schools	0.5630%	0.9630%
K8228T	Special Schools for Disabled Children, Private Sector	1.3890%	1.4400%
K8229V	Special Schools for Disabled Children, Non-Private Sector	2.0160%	3.4830%
K8241K	Universities	0.2520%	0.4180%
K8242L	Colleges of Advanced Education	0.0830%	0.4660%
K8243R	Technical and Further Education Colleges	0.5420%	0.9850%

WorkCover Industry Classification	WorkCover Industry Description	Industry Claims Cost Rate	Industry Rate
K8244T	Education n.e.c. (Excluding Teaching Training, Coaching in Sporting and Recreational Activities)	0.5470%	1.0670%
K8251R	Libraries	0.6040%	0.8430%
K8252T	Museums and Art Galleries (Excluding Sale of Art)	0.8070%	1.2990%
K8311F	Welfare and Charitable Homes n.e.c. (Including Homes for Disabled, Orphans, Aged, not Normally Providing Nursing or Medical Care Service), Private Sector	2.0720%	3.6180%
K8312J	Welfare and Charitable Homes n.e.c. (Including Homes for Disabled, Orphans, Aged, not Normally Providing Nursing or Medical Care Service), Non-Private Sector	3.4690%	5.2400%
K8315R	Child Care Services (Excluding Pre-School and Baby Sitting Services)	1.0770%	1.9640%
K8316T	Community Support Services n.e.c. (Including Fund Raising)	1.4340%	2.3480%
K8319X	Religious Institutions (Including Promotion of Religious Activities)	0.4510%	1.1200%
K8461L	Research and Scientific Institutions, not Workplaces of Universities	0.2110%	0.3740%
K8462R	Meteorological Services	0.2110%	0.3740%
K8471T	Business and Professional Associations	0.2320%	0.4560%
K8472V	Labour Associations, Councils or Unions	0.5570%	1.2430%
K8481W	Political Parties	0.5400%	1.0950%
K8482X	Community Organisations n.e.c. for Promotion of Community or Sectional Interests	0.5400%	1.0950%
K8492C	Police	2.8220%	4.1610%
K8493F	Prisons and Reformatories (Including Reform School and Corrective Children's Home)	2.8370%	4.4440%
K8494J	Fire Brigades and Associated Services	1.8850%	2.8860%
K8495K	Sanitary and Garbage Disposal Services (Excluding Sewerage Systems)	1.8260%	3.9410%
L9131R	Motion Picture Production on Film or Tape	0.3960%	0.7880%
L9132T	Motion Picture Film Hiring (Excluding Video Tape Hiring)	0.0100%	0.3100%
L9133V	Motion Picture Theatres	0.3040%	0.4060%
L9134W	Radio Stations (Including Radio Programmes Recording)	0.0850%	0.3100%

WorkCover Industry Classification	WorkCover Industry Description	Industry Claims Cost Rate	Industry Rate
L9135X	Television Stations (Including Television Programmes Recording)	0.0760%	0.3100%
L9136A	Live Theatre, Orchestras and Bands (Including Promoting)	0.6560%	1.6980%
L9137C	Creative Arts (Including Press Agency Operation)	0.0660%	0.3100%
L9138F	Entertainment n.e.c. (Including Agricultural Show Operation)	0.9830%	1.3950%
L9141V	Parks and Gardens	1.7150%	2.8310%
L9142W	Lotteries	0.1540%	0.3100%
L9143X	Gambling Services (Excluding Lotteries)	0.8160%	1.4700%
L9145C	Horse Racing	4.3490%	6.6010%
L9149R	Sport and Recreation n.e.c. (Including Promoting, Administering and Teaching)	0.7180%	1.6070%
L9231X	Cafes and Restaurants	0.7140%	1.5480%
L9232A	Hotels, Bars, etc. (Mainly Drinking Places)	0.8150%	1.5060%
L9233C	Accommodation	0.9490%	1.7420%
L9241C	Licensed Bowling Clubs or Associations	0.5900%	1.1080%
L9242F	Licensed Golf Clubs or Associations	0.5900%	1.1080%
L9243J	Licensed Clubs or Associations n.e.c.	1.1700%	1.6630%
L9244K	Non-Licensed Clubs or Associations n.e.c. (Excluding Separately Located Sports Grounds)	1.1700%	1.6630%
L9340K	Laundries and Dry-Cleaners (Including Nappy and Linen Hire)	1.4800%	2.8410%
L9351T	Men's Hairdressers	0.2690%	0.5690%
L9352V	Women's Hairdressing and Beauty Salons	0.2690%	0.5690%
L9361W	Photography Services n.e.c.	0.1350%	0.4340%
L9362X	Funeral Directors	1.4370%	1.5610%
L9363A	Crematoria and Cemeteries	1.7830%	3.3260%
L9365F	Pet Care Services n.e.c. (Excluding Veterinary Services)	1.6730%	1.5520%
L9366J	Domestic Services on a Contract or Fee Basis	2.9440%	3.8920%
L9369R	Personal Services n.e.c.	0.7740%	1.0590%
L9400A	Private Households Employing Staff	0.7210%	0.9900%

In accordance with subclause 4(2) of the Premiums Order, notice is given that the Victorian WorkCover Authority itself has determined that the **default industry rate** is 11.790% and the **default industry claims cost rate** is 0.972% for the 2009/2010 policy period.

This page was left blank intentionally

This page was left blank intentionally

craftsmanpress




The *Victoria Government Gazette* is published by The Craftsman Press Pty Ltd with the authority of the Government Printer for the State of Victoria

© State of Victoria 2009

This publication is copyright. No part may be reproduced by any process except in accordance with the provisions of the Copyright Act.

Address all enquiries to the Government Printer for the State of Victoria
Level 2 1 Macarthur Street
Melbourne 3002
Victoria Australia

How To Order

	Mail Order	Victoria Government Gazette Level 5 460 Bourke Street Melbourne 3000 PO Box 1957 Melbourne 3001 DX 106 Melbourne
	Telephone	(03) 8523 4601
	Fax	(03) 9600 0478
	email	gazette@craftpress.com.au
	Retail & Mail Sales	Victoria Government Gazette Level 5 460 Bourke Street Melbourne 3000 PO Box 1957 Melbourne 3001
	Telephone	(03) 8523 4601
	Fax	(03) 9600 0478
	Retail Sales	Information Victoria 505 Little Collins Street Melbourne 3000
	Telephone	1300 366 356
	Fax	(03) 9603 9920

Price Code B